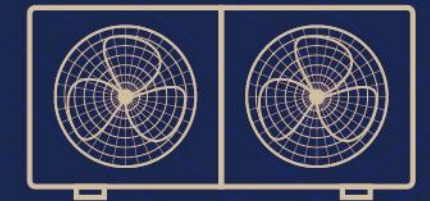


YOUR AIR WE CARE



NEW

PRODUCT CATALOGUE



Anhui Yangzi Air Conditioning Co., Ltd
Address: No. 588 Shanghai North Road, Chuzhou City, Anhui Province China
Telephone: +86 550 3161777 Email: sales@yair.com.cn
Website: www.yair.cn

Anhui Yangzi Air Conditioning Co., Ltd

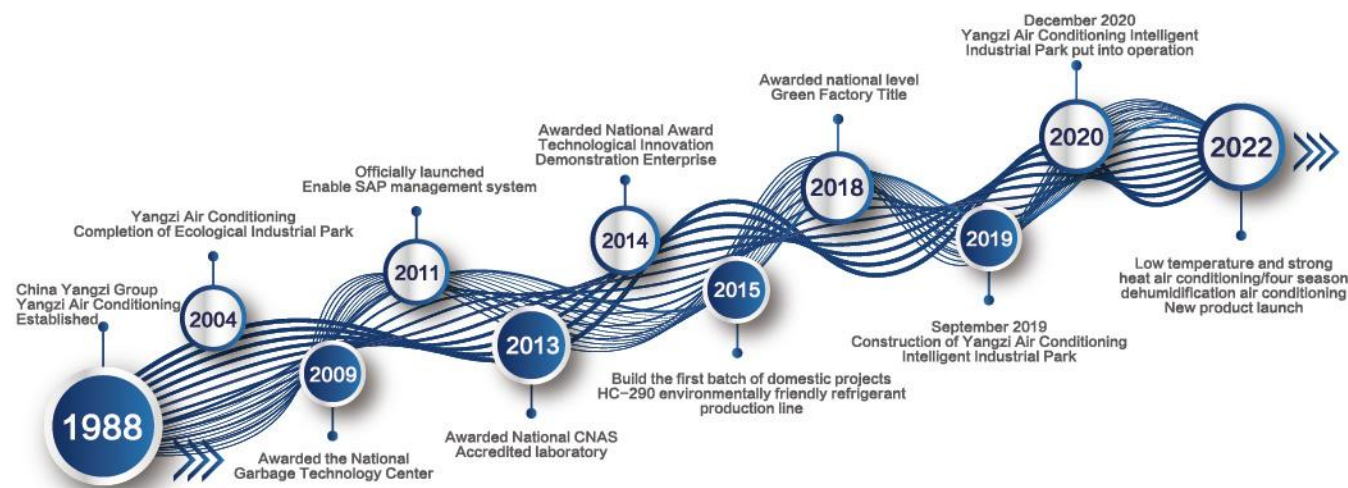


Company Profile

Anhui Yangzi Air Conditioning Co., Ltd was founded in 1988, is one of the earliest air conditioning manufacturers in China with a history of more than 30 years. The company is located in Economic and Technological Development Zone, Chuzhou, Anhui, China. It covers an area of 333,000 Square meters and owns 1500 employees. It is mainly engaged in a series of products such as household air conditioner, central air conditioner and air source heat pump, It has long been committed to the research of artificial environment engineering and comfort technology. It is one of the professional HVAC and refrigeration equipment manufacturers.

Yangzi air conditioner is a high-tech enterprise. It has "national enterprise technology center" and "national accredited laboratory (CNAs)". It has independent testing and verification qualification recognized by the state. The technology center has 7 product research institutes and 16 comprehensive testing laboratories.

Over the years, Yangzi air conditioning has always adhered to the concept of "scientific and technological innovation and green development", focusing on green manufacturing and intelligent manufacturing, committed to becoming the popularizer of green, energy-saving and comfortable air conditioning, promoting the enterprise to embark on a new track of high-quality development, and striving to become one of the most valuable and respected enterprises in the industry, creating value for consumers and contributing to the society.



CONTENTS

- 01** Cold Chain Air Conditioner
- 02** Split Air Conditioner
- 03** Strong Heating Air Conditioner
- 04** Dehumidify Air Conditioner
- 05** Inverter Duct Unit
- 06** Inverter Mini Chiller
- 07** Air Cooled Modular Chiller
- 08** Fan Coil Unit

Cold Chain Air Conditioner



• **Dual stage scroll compressor** with wide temperature range control, achieving stable operation of evaporation temperature from -50 °C to +40 °C.




• **Timely adjust** the required cooling capacity according to load, providing a stable storage temperature and ensuring a longer shelf life of food.

• **Temperature fluctuation range can be ± 0.5 °C.** Automatic defrosting. Low temperature air return to the cold storage.



• **DC inverter compressor** improves energy efficiency, ensuring that the compressor always runs at the optimal point.

• **Intelligent control** of defrosting can save energy in more than 40%.



Split Air Conditioner



Technical Specification

Cold Storage Model		YLCR12.5DWf	YLCR15DWf	YLCR20DWf
Freezer Model		YLDR12.5DWf	YLDR15DWf	YLDR20DWf
Deep Freezer Model		YLSSDR12.5DWf	YLSSDR15DWf	YLSSDR20DWf
Normal Cooling Capacity	KW	12.5	15	20
Power Supply	V/Hz	220/50	220/50	220/50
Max. Cooling Input Power	KW	6	6	6
Max. Cooling Current	A	27.5	27.5	27.5
Norminal Condition	°C	10/32	10/32	10/32
Cold Storage Model Temp	°C	0~40	0~40	0~40
Freezer Model	°C	-35~40	-35~40	-35~40
Deep Freezer Model Temp	°C	-50~40	-50~40	-50~40
Inlet Air Temp	°C	-45~65	-45~65	-45~65
Compressor Model	-	HDD170-V2VA	HDD170-V2VA	HDD170-V2VA
Refrigerant Type	-	R32	R32	R32
Outdoor Unit Size	mm	1060*879*488	1060*879*488	1060*879*488
Outdoor Unit Weight	kg	81	81	81
Outdoor Unit Noise Level	dB(A)	65	64	62
Connect Pipe Size	mm	Φ9/Φ16	Φ9/Φ16	Φ9/Φ16
Single Indoor Unit Air Flow Volume	m³/h	6500	6500	6500
Single Indoor Unit Size	mm	1633*720*364	1633*720*364	1633*720*364
Single Indoor Unit Weight	kg	38	38	38

Technical Specification

Model		KFR-26GW/LFG052T1	KFR-35GW/LFG052T3	KFR-52LW/LFG551fB1	KFR-72LW/LFG551fB1	KFR-120LW/W251sfB3	
Rated Cooling Capacity	W	1000/1800/2600	1500/2300/3500	5200 (1400-6000)	7200 (1400-7700)	12000	
Rated Cooling Input Power	W	190/380/560	288/560/1000	1300 (270-1850)	1950 (280-2700)	4250	
Rated Heating Capacity	W	3720	4400	6250 (1300-7400)	8400 (1400-9700)	13200	
Rated Heating Input Power	W	930	1200	1700 (250-2150)	2550 (260-3042)	3950	
Indoor Air Flow Volume	m³/h	620	700	900	1200	2000	
Noise Level	Indoor Unit	dB(A)	24-36-40	24-37-42	37-41-43	38-48	45054
	Outdoor Unit	dB(A)	51	52	54	56	61
Refrigerant	Type	-	R32	R32	R32	R32	
Unit Weight	Indoor unit	Kg	10	11	28	29	37
	Outdoor unit	Kg	22	25	31	44	79
Indoor Unit Dimension	L*W*H	mm	801*298*210	890*322*215	389*1750*404	389*1750*404	1850*426*426
Outdoor Unit Dimension	L*W*H	mm	758*500*336	797*556*336	874*559*353	989*715*400	1060*879*488

Strong Heating Air Conditioner

- With ambient temperature -20°C , internal air outlet temperature can be up to 50°C , it is truly a good product that can meet the heating needs of ultra cold areas.
- The lower the ambient temperature, the stronger the heating. With ambient temperature -20°C , heating capacity is 110% of the Rated Heat capacity.



Comfortable And Quiet

- Powerful Technology
- Professional heat pump compressor+EVI air replenishment and Enthalpy enhancement technology
- Advanced inverter technology special for low temperature heating



Smart Life Remote Control

- Intelligent WiFi, intelligence makes life more convenient



Dehumidify Air Conditioner

5 Dehumidification Modes



Constant Temperature Dehumidification

In Constant Temperature mode, air conditioner works as a dehumidifier, indoor temperature will be stable.



Heating Dehumidification

In Heating Dehumidification mode, air conditioner works to supply hotter air than internal temperature. After long operating, indoor area will be more comfortable.



Leaving Dehumidification

In Leaving Dehumidification mode, air conditioner runs demumidification function to keep room dry but save energy.



Dry Clothes Dehumidification

In Dry Clothes Dehumidification mode, air conditioner indoor unit modifies the air free mode to swing mode, dehumidify setting in 40% to dry clothes quickly.



Sleep Dehumidification

In Sleep Dehumidification mode, air conditioner indoor fan runs in low speed within low noise level.

Technical Specification

Model		DRK-40GW/ LFG052a/56aBpA1	DRK-60(100)GW/ 08aBpA1	DRKC-40/52/30GW/ LFG056aBpA1	CLR-30L/35/45GW/ 06fBpC1++	
Rated Dehumidity	L/D (30°C/80%RH)	-	-	30	30	
Norminal Dehumidity	Kg/H (27°C/60%RH)	-	-	0.8	0.8	
Nominal Dehumidity Input Power	W	-	-	380	285	
Dehumidity Per H.KW	Kg/H.K w	-	-	2.1	2.8	
Dehumidity Opearting Noise Level	dB(A)	-	-	28/32	28/32	
Dehumidity Ambient Working Temperature	°C	-	-	5~40	5~40	
Dehumidity Working Area	m ²	-	-	40~120	40~120	
Power Supply	V/PH/Hz	220/1/50	220/1/50	220/1/50	220/1/50	
Rated Cooling Capacity	W	600-5300	800-7600	600-5300	600-4200	
Rated Cooling Input Power	W	200-2000	250-3500	200-2000	200-1350	
Rated Heating Capacity	W	-	-	-	500-5200	
Rated Heating Input Power	W	-	-	-	200-1460	
Nornimial heating Capacity(-12°C)	W	4000	6000	4000	-	
Low Temperature Heating Input Power(-12°C)	W	1550	2330	1550	-	
Nornimial heating Capacity(-20°C)	W	4400	6600	4400	-	
Low Temperature Heating Input Power(-20°C)	W	2230	3150	2230	-	
Noise Level	Indoor Unit	dB(A)	30-42-45	38-44-46	30-42-45	24-37-41
	Outdoor Unit	dB(A)	54	57	54	52
Refrigerant	Type	-	R32	R32	R32	
Unit Weight	Indoor unit	Kg	10	16	10	11
	Outdoor unit	Kg	31	48	31	31
Indoor Unit Dimension	L*W*H	mm	890*322*215	890*322*215	890*322*215	890*322*215
Outdoor Unit Dimension	L*W*H	mm	874*559*368	874*559*368	874*559*368	874*559*368
Max. Suction Pressure	Mpa	2.5				
Max. Exhaust Pressure	Mpa	4.3				
Max. Operating Pressure	Mpa	4.3				
AC Ambient Working Temperature	°C	35~60	-35~60	-35~60	12~60	
AC Working Area	m ²	21~31	33~45	21~31	15~22	

Horizontal Concealed Type Inverter Duct Unit

Ultra Thin Body Design

- The unit has an elegant structure, which can be installed concealed or exposed. The overall thickness of the body is only 200mm, leaving greater room for family decoration and saving space.



High Efficiency And Energy-Saving

- The unit adopts high-efficiency and low-noise centrifugal fans and high-efficiency motors, with low energy consumption and energy conservation. Optimized design of heat exchanger with sufficient heat exchange area and high performance, suitable for different air conditioning environments and water temperatures.



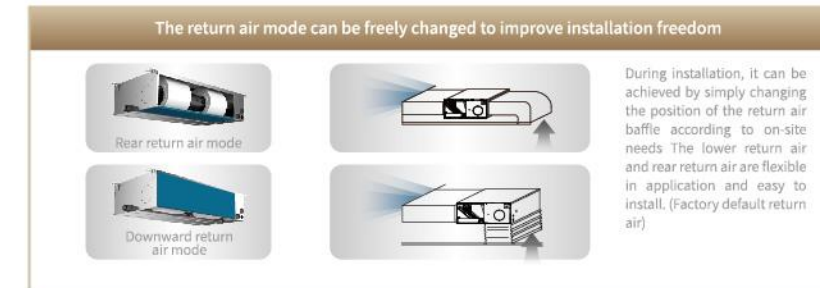
Silent And Comfortable Operating

- Equipped with high efficient low-noise centrifugal fans and motors, and a new design of fresh air mixing return air, the unit has a smooth airflow and quiet operation. The return air box is equipped with a fresh air interface, which facilitates the introduction of outdoor fresh air in the project, allowing for a comfortable and comfortable experience with the wind.

Very quiet	Quiet	Indoor unit	Fine	Normal	Wrangle
0-20 decibels Almost imperceptible	The sound of air conditioning	30-40 decibels approaching alarm clock ticking sound	40-50 decibels As low as the sound of a fan	80-90 decibels The sound of a car honking its horn	110 decibels The sound of a chainsaw

Easy Maintenance

- The unit is equipped with a standard return air box, which allows for free conversion of back return or bottom return.



Reliable Design

- The unit is equipped with a built-in water tray structure, which is integrally molded and foamed, it can effectively prevent debris from blocking the drainage outlet pipes.
- The unique design of the electrical box prevents line scratches during motor line operation shaking and improves electrical safety performance.



Technical Specification

Model		GRd26NW/F1Z10fB1	GRd35NW/F1Z10fB1	GRd50NW/F1Z10fB1	GRd72NW/F1Z10fB1	GRd120R1SF1
Rated Cooling Capacity	W	2600 (650-3100)	3500 (1000-3900)	5000 (1000-5300)	7200 (2200-7600)	12000
Rated Cooling Input Power	W	780 (240-1100)	1080 (300-1300)	1580 (370-1900)	2400 (570-7600)	4200
Rated Cooling Current	A	3.7 (1.1-5.2)	5.1 (1.4-6)	7.4 (1.7-8.9)	11.2 (2.7-12.2)	7.5
Rated Heating Capacity	W	3500 (760-3700)	4200 (1000-4700)	6100 (1250-7000)	8660 (2300-9860)	13500
Rated Heating Input Power	W	980 (230-3700)	1150 (260-1520)	2010 (350-2350)	2850 (560-3330)	4400
Rated Heating Current	A	4.6 (1.1-5.4)	5.4 (1.2-7.1)	9.4 (1.6-11)	13.3 (2.6-15.6)	7.9
External Static Pressure	Pa	'10-20	'10-20	'10-20	30	30
Indoor Air Flow Volume	m ³ /h	600	700	800	1000	2100
Noise Level	Indoor Unit	dB(A)	25-35	31-42	31-42	45-53
	Outdoor Unit	dB(A)	52	54	54	61
Refrigerant	Type	-	R32	R32	R32	R410a
Unit Weight	Indoor unit	Kg	18.5	19.5	19.5	48
	Outdoor unit	Kg	23	34	34	140

Inverter Mini Chiller

Cold Area Strong Heating

Cooling air conditioner in Summer
Floor heating in Winter

DC variable frequency gas replenishment and melting efficient compressor, paired with high-efficiency air and water side heat exchangers, strong cooling and heating, -35 °C ultra-low temperature heating.



- Intelligent full DC Inverter: Chiller adjusts its capacity according to the actual heating load at different ambient temperature, and the chiller will always keep high efficiency and stable operation.
- Ultra-low temperature heating: DC inverter chiller equips enthalpy increasing type high-efficiency compressor, paired with high-efficiency heat exchanger, supply strong cooling and heating capacity, it can operate in heating mode in -35 °C ultra-low temperature.
- Constant Temperature controlling: Comparing to traditional air conditioner, floor heating chiller system are more comfortable. Indoor unit runs in low noise, stable humidity.

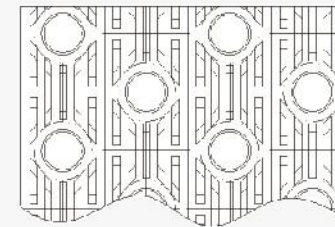
Main Part

- High Efficiency Compressor



EVI (Enhanced Vapor Injection) DC Inverter Compressor

- High Efficiency Fin
- High Efficiency Inner Grooved Copper Tube



High efficiency and low pressure loss fins



Efficient internally threaded copper pipe

- High Efficiency Pipe In Pipe Type Heat Exchanger
- High Precision Electronic Expansion Valve



- Super strong frost resistance
- Large cross-section not easily blocked
- Heat exchange efficiency

High efficiency pipe in pipe type heat exchanger



High precision Electronic Expansion Valve

◎ Technical Specification

Model		HLR16fBPD	HLR20fBPD	HLR32fBPSD	
Power Supply	V/PH/Hz	220/1/50	220/1/50	380/3/50	
Nominal Heating Capacity	KW	16	20	32	
Nominal Heating Input Power	KW	4.9	6.1	9.6	
Nominal Cooling Capacity	KW	11.5	13	25	
Nominal Cooling Input Power	KW	4.4	4.7	9.3	
Low Temperature Heating Capacity	KW	11	13.5	22	
Max. Operating Current	A	29	32	22	
Water Flow Volume	m ³ /h	1.98	2.24	4.3	
Water Resistance	kPa	45	65	55	
Ambient Temperature	Cooling	°C 18~48			
	Heating	°C -20~25			
Refrigerant	Type	R32			
	Weight	Kg	1.85	2	3.2
Noise Level	dB(A)	56	57	60	
Unit Weight		Kg	100	120	165
	L	mm	1031	1031	1031
Unit Dimension	W	mm	488	488	488
	H	mm	879	1674	1674
Protection Against Electric Shock		-	I		
Waterproof Grade		-	IPX4		

Remark

- Nominal Cooling Condition: Ambient DB Temperature is 35°C, outlet water temperature is 7°C
- Nominal Heating Condition :Ambient DB Temperature is 7°C , WB temperaure is 6°C, outlet water temperature is 45°C
- Low Temperature Condition: Ambient DB Temperature is -12°C, DB temperature -14°C, outlet water temperature is 41°C.

◎ Technical Specification

Model		HLR16fBHD/ HLR18fBHD/ HLR20fBHD	HLR18fBHSd	HLR20fBHSd/HLR26fBHSd/ HLR32fBHSd/HLR20fBHSda	HLR26fBHSda/ HLR32fBHSda/ HLR42fBHSd								
Power Supply	V/PH/Hz	220/1/50	380/3/50	380/3/50	380/3/50								
Nominal Heating Capacity ①	KW	12	13	14	13	14	20	25	14	20	25	28	
Nominal Heating Input Power ①	KW	4.9	5.2	5.6	5.2	5.6	8.6	10.5	5.6	8.1	10.1	11.1	
Nominal Heating Capacity ②	KW	-	13	14	13	-	-	-	14	20	25	28	
Nominal Heating Input Power ②	KW	-	4.6	5.0	4.6	-	-	-	5	7.5	9.4	10.1	
Normal Heating Capacity	KW	16	18	20	18	20	26	32	20	26	32	42	
Normal Heating Input Power	KW	4.8	5.1	5.7	5.1	6	7.8	9.5	5.7	7.4	9.2	12.2	
Low Temperature Heating Capacity	KW	10	11.5	12	11.5	12	16	20	12	17	20	23	
Low Temperature Heating Input Power	KW	4.9	5.3	5.5	5.3	2.18	1.93	2.02	2.18	8.2	9.4	10.9	
Nominal Cooling Capacity	KW	11	13	14	13	14	16	25	14	17	25	30	
Nominal Cooling Input Power	KW	4.3	4.9	5.4	4.9	5.5	6.3	9.5	5.4	6.5	9.5	10.5	
Energy Grade		-	2	1	1	2	2	2	1	1	1	1	
Max. Operating Current	A	29	35	36	13.1	13.4	16.3	22	14.5	19.5	25	29.8	
Water Flow Volume	m ³ /h	2	2.2	2.4	2.2	2.4	3.44	4.3	2.4	3.4	4.3	5.2	
Water Side Exchanger Type		-	Tube In Tube Type				Tube In Tube Type			Tube In Tube Type			
Water Resistance	kPa	45	70	70	70	70	50	65	70	50	65	58	
Ambient Temperature	Cooling	°C 18-48				18-48			18-48				
	Heating	°C -35~25				-35~25			-35~25				
Refrigerant	Type	R32				R32			R32				
	Weight	Kg	1.96	2.2	2.2	2.2	2.2	2.8	3.2	2.2	2.8	3.2	4.95
Noise Level	Cooling	dB(A)	57	58	58	58	58	59	60	58	59	61	
	Heating	dB(A)	56	59	59	59	58	59	60	59	60	61	62
Unit Weight		Kg	105	135	135	135	135	150	170	135	150	170	280
Unit Dimension	L	mm	1031	1031	1031	1031	1031	1031	1031	1031	1031	1373	
	W	mm	488	488	488	488	488	488	488	488	488	767	
	H	mm	879	1674	1674	1674	1674	1674	1674	1674	1674	1662	
Terminal Type		-	Fan Coil		Fan Coil	Fan Coil			Fan Coil				
Compressor	Type	-	Scroll Type		Scroll Type	Scroll Type			Scroll Type				
	Qty	-	1	1	1	1	1			1			
Protection Against Electric Shock		-	I		I	I			I				
Waterproof Grade		-	IPX4		IPX4	IPX4			IPX4				

Remark

- Nominal Heating Condition ① :Ambient DB Temperature is -12°C, WB temperaure is -13.5°C, outlet water temperature is 41°C
- Nominal Heating Condition ② :Ambient DB Temperature is -12°C, WB temperaure is -13.5°C, outlet water temperature is 35°C
- Nominal Cooling Condition: Ambient DB Temperature is 35°C, outlet water temperature is 7°C
- Normal Heating Condition:Ambient DB Temperature is 7°C, WB temperaure is 6°C, outlet water temperature is 45°C
- Low Temperature Condition: Ambient DB Temperature is -20°C, outlet water temperature is 41°C.

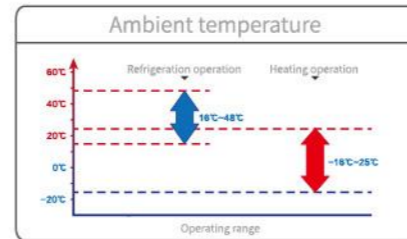
Cold Chain Air Conditioner | Split Air Conditioner | Strong Heating Air Conditioner | Dehumidify Air Conditioner | Inverter Duct Unit | Inverter Mini Chiller | Air Cooled Modular Chiller | Fan Coil Unit

Air Cooled Heat Pump Modular Chiller

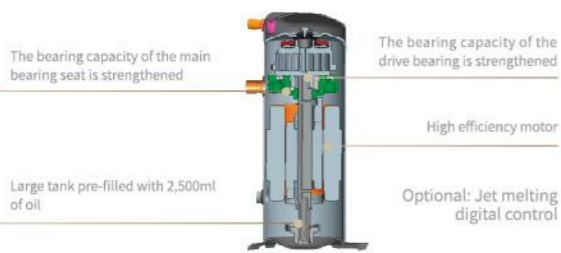
The product is widely used in hotels, hotels, shopping malls, supermarkets, office buildings, entertainment, factory buildings and other places, and is especially suitable for air conditioning projects requiring stratified control of air conditioning zones.

• Wide Temperature Range Operating Conditions, Stable Operation

Wide temperature range condition, stable operation. The unit has a wide operating range, and the ordinary unit can run in -16-45°C ambient temperature.



• High Efficiency Scroll Compressor



• MAX Series Wind Heat Exchanger


U-type heat exchanger, the total length of 3M, 1.2M high. Finally subvert the traditional two-sided air inlet, achieve 360 degree air inlet, greatly improve the performance of the product.



- Water Side Heat Exchanger
- Low Noise Axial Fan Matched With Motor



Unique and efficient water side heat exchanger design technology in the industry, with high heat exchange efficiency, strong anti freezing ability, good reliability and consistency.



The Yangzi MAX series high-efficiency module unit also uses a semi submersible high-efficiency fan, perfectly matched with industry-leading high-efficiency motors, achieving low noise operation.

• Modular Balanced Operation Technology

According to the load of the system, the unit sets the module unit with priority to be opened in rotation, and the running time of each module unit is balanced, which greatly improves the reliability and service life of the unit.



• Multiple protection

The unit has multi protections including the anti-freeze protection, phase absent protection, water short flow protection, water pump overload protection, compressor exhaust gas high pressure protection and so on, totally 13 protections in the system.



• New Screen Wire Controller For Easy Control

A set of wire controller can meet the parallel of 16 modules at the same time, to achieve centralized control, while the user can understand the operating status and fault status of the unit through the wire controller in time.



◎ Technical Specification

Model		LSRF-65F/ R1-E1	LSRF-100F/ R1-E1	LSRF-130F/ R1-E1	Model		LSRF-68D/ R1-E2	LSRF-100R/ R1	LSRF-130F/ R1-E3	Model		LSRF-64D/ BHB-E2	LSRF-130F/ R1BH	LSRF-160F/ R1BH	LSRF-170F/ R1BH (Outlet Water Temp. 60°C)			
Cooling Capacity	Kw	65	100	130	Cooling Capacity	Kw	68	100	130	Cooling Capacity	Kw	63.5	127	140	135			
Heating Capacity	Kw	68	105	140	Heating Capacity	Kw	72	110	140	Heating Capacity	Kw	78	165	158	170			
Power Supply	V/Ph/Hz	380/3/50			Power Supply	V/Ph/Hz	380/3/50			Power Supply	V/Ph/Hz	380/3/50						
Cooling Rated Input Power	Kw	20	31.5	41.9	Cooling Rated Input Power	Kw	20.3	33.3	42.5	Cooling Rated Input Power	Kw	19.2	41.2	44.5	45.7			
Cooling Rated Input Power	Kw	20.5	32	41.8	Cooling Rated Input Power	Kw	21.5	32.8	42	Cooling Rated Input Power	Kw	20	45.2	39.5	48.5			
Clima Range	°C	-16~48			Clima Range	°C	-16~48			Clima Range	°C	-25~48	-26~48					
Evaporating Side	Type	Shell and Tube Type				Evaporating Side	Type	Shell and Tube Type			Evaporating Side	Type	Shell and Tube Type					
	Water Flow Voluem	m³/h	11.2	17.2	130		Water Flow Voluem	m³/h	11.7	17.2		22.4	Water Flow Voluem	m³/h	10.9	21.8	24.1	23.2
	Water Pressure Drop	Kpa	50-60	50-60	50-60		Water Pressure Drop	Kpa	50-60			Water Pressure Drop	Kpa	50-60				
Unit Dimension	Length	mm	1100	2200	2200	Unit Dimension	Length	mm	2150	2200	2200	Unit Dimension	Length	mm	2150	2200	2200	2200
	Width	mm	1100	1100	1100		Width	mm	1030	1100	1100		Width	mm	1030	1100	1100	1100
	Height	mm	2340	2340	2340		Height	mm	2135	2340	2390		Height	mm	2135	2340	2395	2340
Noise Level	dB(A)	68	69	69	Noise Level	dB(A)	68	69	69	Noise Level	dB(A)	68	69	69	69			
Compressor Type	-	Scroll Type			Compressor Type	-	Scroll Type			Compressor Type	-	Scroll Type						
Protection	-	High/Low pressure protection, overload protection, phase absence protection, water short protection, anti freezing protection			Protection	-	High/Low pressure protection, overload protection, phase absence protection, water short protection, anti freezing protection			Protection	-	High/Low pressure protection, overload protection, phase absence protection, water short protection, anti freezing protection						
Refrigerant	Type	R410a			Refrigerant	Type	R410a			Refrigerant	Type	R22	R410a					
	weight	Kg	15	14+9.2		2*14	weight	Kg	2*8.5		2*8+2*4	2*15	weight	Kg	2*8	4*9	2*15	4*8
Unit Weight	Kg	650	950	1100	Unit Weight	Kg	735	1100	1100	Unit Weight	Kg	670	1200	1200	1200			
Inlet/Outlet Water Pipe	mm	DN40	DN65	DN65	Inlet/Outlet Water Pipe	mm	DN50	DN65	DN65	Inlet/Outlet Water Pipe	mm	DN50	DN65	DN65	DN65			

Fan Coil Unit | Air Cooled Modular Chiller | Inverter Mini Chiller | Inverter Duct Unit | Dehumidify Air Conditioner



Horizontal Concealed Fan Coil Unit

New Design And Reliable Structure

- The unit structure is reinforced and designed to make the mechanism more stable, The installation height of the unit is 240mm, effectively reducing installation space.

Quiet Operation

- The fan adopts a low noise forward multi wing ABS centrifugal fan with independent mold opening design and strengthened fan structure. The new centrifugal fan has optimized the air flow channel, making installation and maintenance more convenient, with low speed and efficiency. The optimized configuration of three levels of air volume effectively reduces noise.

Convenient Maintenance

- The unit is matched with a four speed motor. The static pressure of the unit is adjustable, 15Pa and 30Pa making engineering debugging convenient and reducing engineering maintenance costs.
- The return air box structure can be equipped with filter included, making installation and cleaning convenient.
- Free conversion of back return air and bottom return air.
- The product series structure is universal, improving the universality of components and making after-sales maintenance more convenient.

Efficient And Energy-saving

- The fan and motor of the unit are precisely configured, and the motor adopts an efficient capacitor operated motor, which has good dynamic balance, high operating efficiency, and low input power consumption.
- The heat exchanger adopts an asymmetric pipeline process to reduce the water resistance, reduce the water pump load, and make the operation with high energy-saving.

Reliable Design

- The unit is equipped with a built-in water tray structure, which is integrally molded and foamed, it can effectively prevent debris from blocking the drainage outlet pipes.
- The unique design of the electrical box prevents line scratches during motor line operation shaking and improves electrical safety performance.

Technical Specification

Model			FP-34-G	FP-51-G	FP-68-G	FP-85-G	FP-102-G
Air Flow Volume	High	m ³ /h	340	510	680	850	1020
	Mid	m ³ /h	272	408	544	680	816
	Low	m ³ /h	170	255	340	425	510
Cooling Capacity	High	W	2200	2850	3800	4900	5600
	Mid	W	1850	2650	3650	4300	5050
	Low	W	1200	2150	2700	3000	3600
Heating Capacity	High	W	3600	4900	6700	8200	9500
	Mid	W	3000	4500	6100	7000	8350
	Low	W	2100	3650	4300	4700	5800
Fan	Type	-	Centrifugal Fan				
	Qty	-	2	2	2	3	3
Motor	Qty	-	1	1	1	1	1
Power Supply	-	V/PH/Hz	220/1/50				
Input power	12Pa	W	31	41	60	75	91
	5Pa	W	30	40	58	74	88
Noise Level In High Volume	12Pa	dB(A)	29	34	40.5	38	42
	5Pa	dB(A)	27.5	33	39	36	40.5
Heat Exchanger	Working Pressure	Mpa	≤1.6				
	Water Pipe Size	mm	DN20				
Trip Dray Pipe Size		mm	Φ25				
Water Pump Pipe Size		mm	Φ25				
Water Flow Volume		L/h	390	530	750	900	950
Water Resistance		kPa	17	15	30	21	26
Unit Weight		Kg	14.3	14.4	15.6	20.4	21
Unit Dimension	L	mm	925	925	925	1273	1273
	W	mm	458	458	458	458	458
	H	mm	200	200	200	200	200
Packing Size	L	mm	995	995	995	1346	1346
	W	mm	551	551	551	551	551
	H	mm	278	278	278	278	278

Remark:

- Cooling Testing Condition: Inlet Air DB Temperature 27°C, WB 19.5°C, Inlet water Temperature 7°C, outlet water temperature 5°C
- Heating Testing Condition: Inlet Air DB Temperature 21°C, outlet water temperature 60°C
- Noise Level Testing Condition: In Rated Operating Conditioning, background Noise in 21.5dB(A), testing in front and below of the unit with 1m

◎ Technical Specification

Model			FP-34	FP-51	FP-68	FP-85	FP-102	FP-136	FP-170	FP-204	FP-238
Air Flow Volume	High	m ³ /h	340	510	5680	850	1020	11360	1700	2040	2380
	Mid	m ³ /h	255	383	510	638	765	1020	1275	1530	1785
	Low	m ³ /h	170	255	340	425	510	680	850	1020	1190
Cooling Capacity	High	W	1800	2700	3600	4500	5400	7250	9350	11100	12600
	Mid	W	1750	2400	3300	4450	5170	6660	8370	10170	11700
	Low	W	1530	1850	2590	3480	4000	5180	6510	7910	9100
Heating Capacity	Inlet Water 60°C	W	3600	4900	6400	8100	9350	12500	15700	19000	20000
	Inlet Water 45°C	W	2050	2900	4000	5000	5800	7900	9500	11700	12800
Fan	Type	-	Centrifugal Fan								
	Qty	-	1	2	2	2	2	3	4	4	4
Motor	Qty	-	1	1	1	1	1	2	2	2	2
Power Supply	-	V/PH/Hz	220/1/50								
Input power	30Pa	W	41	56	70	84	104	151	169	206	245
	50Pa	W	-	-	-	100	118	174	191	230	290
Noise Level In High Volume	30Pa	dB(A)	35.5	37.5	38.5	42	42.5	45	46	49	52
	50Pa	dB(A)	-	-	-	45	47	48.5	51	53	55
Heat Exchanger	Working Pressure	Mpa	≤1.6								
	Water Pipe Size	mm	DN20								
Trip Tray Pipe Size		mm	DN20								
Water Flow Volume		m ³ /h	0.39	0.52	0.7	0.88	1.02	1.4	1.7	2.1	2.3
Water Resistance		kPa	14	26	17	20	35	29	34	40	50
Unit Weight		Kg	10.5	13.5	14	14.5	15.5	24.3	27.6	28.1	29.8
Unit Dimension		mm	725	925	925	925	1025	1415	1675	1675	1775
		mm	530	530	530	530	530	530	530	530	530
		mm	240	240	240	240	240	240	240	240	240

Remark:

- Cooling Testing Condition: Inlet Air DB Temperature 27°C ,WB 19.5°C, Inlet water Temperature 7°C ,outlet water temperature 5 °C
- Heating Testing Condition: Inlet Air DB Temperature 21°C ,outlet water temperature 60 °C
- Noise Level Testing Condition: In Rated Operating Conditioning, background Noise in 21.5dB(A), testing in front and below of the unit with 1m