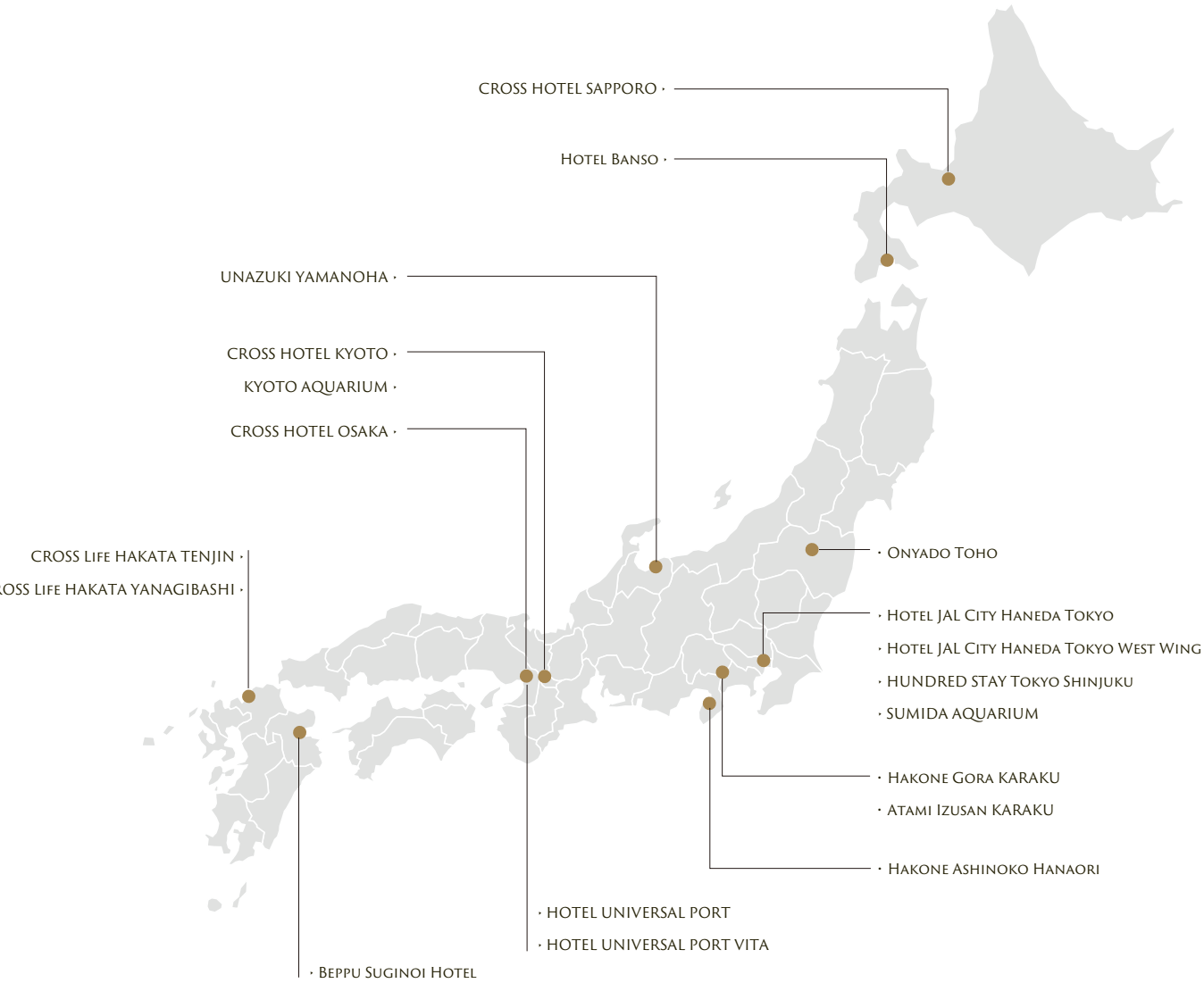






ORIX HOTELS & RESORTS AVAILABLE THROUGHOUT JAPAN

ORIX HOTELS & RESORTS DELIVERS RICH PERSONAL EXPERIENCES FOR EACH LOCALITY AT ITS RYOKANS AND HOTELS THROUGHOUT JAPAN



ORIX HOTELS & RESORTS

	BRAND SERIES		TANKAN SERIES
	RYOKAN	HOTEL	
LUXURY	 ORIX HOTELS & RESORTS		<div>別府温泉 杉乃井 ORIX HOTELS & RESORTS</div> <div> HOTEL UNIVERSAL PORT</div> <div> HOTEL UNIVERSAL PORT VITA</div>
UPSCALE	 ORIX HOTELS & RESORTS		
MIDSCALE	<div>旅館コレクション RYOKAN COLLECTION ORIX HOTELS & RESORTS</div>	CROSS HOTEL ORIX HOTELS & RESORTS	
CASUAL		CROSS Life ORIX HOTELS & RESORTS	

オリックス・ホテルマネジメント株式会社

INDEX

BRAND SERIES

KARAKU

- ・ HAKONE GORA KARAKU 06-07
- ・ ATAMI IZUSAN KARAKU 08-09

HANAORI

- ・ HAKONE ASHINOKO HANAORI 11

CROSS HOTEL

- ・ CROSS HOTEL SAPPORO 13
- ・ CROSS HOTEL OSAKA 14
- ・ CROSS HOTEL KYOTO 15

RYOKAN COLLECTION

- ・ HOTEL BANSO 17
- ・ ONYADO TOHO 18-19
- ・ UNAZUKI YAMANOHA 20-21

CROSS LIFE

- ・ CROSS LIFE HAKATA TENJIN 23
- ・ CROSS LIFE HAKATA YANAGIBASHI 24

TANKAN SERIES

- ・ BEPPU SUGINOI HOTEL 26-27
- ・ HOTEL UNIVERSAL PORT 28-29
- ・ HOTEL UNIVERSAL PORT VITA 30-31

OTHER SERIES

- ・ HOTEL JAL CITY HANEDA TOKYO 33
- ・ HOTEL JAL CITY HANEDA TOKYO WEST WING 34
- ・ HUNDRED STAY TOKYO SHINJUKU 34
- ・ SUMIDA AQUARIUM 35
- ・ KYOTO AQUARIUM 35

ICON LEGEND

	BUFFET		HOT SPRING
	BANQUET ROOM/PARTY ROOM		LARGE BATH
	MEETING ROOM (MICE)		GUEST ROOM WITH OPEN-AIR BATH
	WEDDING		PRIVATE RESERVATION BATH
	BAR		KARAOKE ROOM
	COURSE DINNER		WI-FI

A LOCATION TO WHICH CUSTOMERS WISH TO RETURN

TRAVEL STYLES HAVE DIVERSIFIED OVER THE PAST FEW

DECADES, AND THINGS REQUESTED AT DESTINATION

STAYS HAVE CHANGED TOO. ORIX HOTELS &

RESORTS SEEKS TO BECOME A BRAND THAT CATERS

IN A REFRESHING MANNER TO THE DIVERSE NEEDS OF

ITS CUSTOMERS AND EVEN, AT TIMES, SATISFIES

DESIRES THEY DID NOT KNOW THEY HAD. WE HOPE

THAT THIS WILL BE A LOCATION TO WHICH YOU WISH

TO RETURN AS A COUPLE, AS A FAMILY, WITH GOOD

FRIENDS, OR EVEN JUST BY YOURSELF.

BRAND SERIES

ORIX HOTELS & RESORTS' BRAND SERIES DELIVERS AN EXPERIENCE
THAT INTEGRATES THE FACILITY FORMAT (RYOKAN/HOTEL), VALUE
BASED ON GRADES, AND LOCAL UNIQUENESS



A PLACE WHERE BEAUTIFUL VITALITY IS BORN.

KARAKU IS A LUXURY RYOKAN RESORT CREATED SO THAT ALL GUESTS CAN RELAX AND UNWIND TO THEIR HEART'S CONTENT. WE OFFER HOSPITALITY THAT VALUES THE FEELINGS OF EACH GUEST AND ALSO VARIOUS TYPES OF SPACES ("AWAI"). THESE INCLUDES "SPACE" BETWEEN GUESTS VISITING KARAKU, "SPACE" WITH THE LOCAL COMMUNITY, "SPACE" WITH KARAKU, "SPACE" BETWEEN TODAY AND TOMORROW, AND "SPACE" BETWEEN ONESELF UP TO NOW AND YOUR FUTURE SELF. WE DELIVER THE FINEST EXPERIENCE BY UNCOMPROMISINGLY PURSUING THE ESSENTIALS WITH RESPECT FOR SPACES ("AWAI"). OUR ATTENTION TO DETAILS ALLOWS OUR GUESTS TO NATURALLY ENJOY TIME WITHOUT STRESS AND BECOME FILLED WITH POSITIVE FEELINGS. BEFORE YOU KNOW IT, YOU ARE TRULY REFRESHED. THIS IS THE KARAKU EXPERIENCE.

HAKONE GORA KARAKU

ADDRESS : 1300-8 GORA, HAKONE-MACHI, ASHIGARASHIMO-GUN,
KANAGAWA
U R L : [HTTPS://WWW.GORA-KARAKU.JP/](https://www.gora-karaku.jp/)
T E L : 0460-83-8860



HOTEL OVERVIEW

BUILDING : MAIN BUILDING AND ANNEX: THREE FLOORS (ABOVE GROUND)
GUEST ROOM EAST BUILDING: FLOORS 1-5 (ABOVE GROUND)
GUEST ROOM WEST BUILDING: FLOORS 2-6 (ABOVE GROUND)
ACCESS : (BY CAR) ABOUT 80 MINUTES FROM TOKYO ABOUT 160 1
MINUTES FROM NAGOYA
(BY TRAIN) ABOUT 130 MINUTES FROM SHINJUKU STATION
ABOUT 110 MINUTES FROM HANEDA AIRPORT
ABOUT 170 MINUTES FROM NARITA AIRPORT
(PICK-UP FREE) AVAILABLE (RESERVATION REQUIRED)
50 VEHICLES *NO PARKING FOR LARGE BUSES
PARKING LOT : 15:00
CHECK-IN : (KARAKU ROOM 14:00)
11:00
CHECK-OUT : (KARAKU ROOM 12:00)

SALES POINTS

HOT-SPRINGS LODGE LOCATED JUST THREE MINUTES ON FOOT FROM GORA STATION WITH A RELAXED JAPANESE ATMOSPHERE IN GORA'S ATTRACTIVE NATURAL LANDSCAPE AND EQUIPPED WITH MODERN CONVENIENCES. GUEST ROOMS ARE A SPACIOUS 56㎡ INCLUDING BALCONY AND ALL ROOMS ARE EQUIPPED WITH HOT SPRING OPEN-AIR BATHS. THERE ARE ALSO THREE BATHS THAT CAN BE RESERVED AND TWO OUTDOOR BATHS ON THE TOP FLOOR FOR ENJOYMENT OF HAKONE'S BEST VIEW. THE GUEST ROOM BUILDING OFFERS A GUEST LOUNGE IN THE CENTRAL AREA AVAILABLE ONLY TO HOTEL GUESTS. ENJOY DRINKS, FINGER FOODS, SWEETS, AND OTHER ITEMS FOR FREE DURING THE FREE-FLOW TIME IN THE MORNING AND EVENING. THIS LOUNGE IS PERFECTLY SUITED TO ENJOYING THE COOL EVENING BREEZE.

NEARBY ATTRACTIONS

- HAKONE ROPEWAY
- LAKE ASHI
- OWAKUDANI
- LALIQUE MUSEUM HAKONE
- HAKONE PIRATE TOUR BOATS

GUEST ROOM

TOTAL NUMBER OF ROOMS 70 ROOMS



ROOM TYPES	NUMBER OF ROOMS	BED SIZE (mm)	ROOM SIZE (㎡)
GUEST ROOM BUILDING EAST KARAKU ROOM WITH AN OPEN-AIR BATH (JAPANESE STYLE)	3	1200×1950	57.8*
GUEST ROOM BUILDING EAST KARAKU ROOM WITH AN OPEN-AIR BATH (WESTERN STYLE)	2	1200×1950	57.8*
GUEST ROOM BUILDING EAST DELUXE ROOM WITH AN OPEN-AIR BATH (JAPANESE STYLE)	10	1200×1950	57.8*
GUEST ROOM BUILDING EAST DELUXE ROOM WITH AN OPEN-AIR BATH (WESTERN STYLE)	10	1200×1950	57.8*
GUEST ROOM BUILDING WEST DELUXE ROOM WITH AN OPEN-AIR BATH (JAPANESE STYLE)	17	1200×1950	56.1*
GUEST ROOM BUILDING WEST DELUXE ROOM WITH AN OPEN-AIR BATH (WESTERN STYLE)	27	1200×1950	56.1*
GUEST ROOM BUILDING WEST UNIVERSAL ROOM	1	1200×1950	56.1*

*INCLUDING THE BALCONY

OPEN-AIR SCENIC BATH



NAME	BUSINESS HOURS
SOUKAI	5:00-10:00 15:00-24:00
MYOJO	5:00-10:00 15:00-24:00

*BUSINESS HOURS MIGHT DIFFER

RESTAURANT INFORMATION



NAME	TYPE	FLOOR	NUMBER OF SEATS	BUSINESS HOURS
MAIN DINING - MUTSUKI	JAPANESE FOOD	MAIN BUILDING 4F	18 TABLES (52 SEATS), EIGHT SEMI-PRIVATE ROOMS (28 SEATS), AND 12 PRIVATE ROOMS (30 SEATS)	7:30-10:00 17:00-22:00
GRILL RESTAURANT - TOMURA	TEPPAN-YAKI	ANNEX 5F	16 COUNTER SEATS, EIGHT TABLES (26 SEATS)	7:30-10:00 17:00-22:00

*BUSINESS HOURS MIGHT DIFFER. PLEASE CONFIRM THE LATEST INFORMATION ON THE OFFICIAL WEB PAGE.
*SINCE CUSTOMER SAFETY IS A PRIORITY, WE DO NOT PREPARE MENU ITEMS FOR FOOD ALLERGIES OR CREATE A LIST OF ALLERGIES.

*THE ABOVE IMAGE IS FOR ILLUSTRATIVE PURPOSES ONLY

ATAMI IZUSAN KARAKU

*OPENING DECEMBER 2, 2023

ADDRESS : 630-1 IZUSAN, ATAMI-SHI, SHIZUOKA
U R L : [HTTPS://IZUSAN-KARAKU.ORIXHOTELSANDRESORTS.COM/](https://izusan-karaku.orixhotelsandresorts.com/)
T E L : 0557-55-7900



HOTEL OVERVIEW

BUILDING : EIGHT FLOORS (ABOVE GROUND)
ACCESS : [BY CAR] ABOUT 70 MINUTES FROM ATSUGI IC (ALONG NATIONAL ROAD NO.135)
[BY TRAIN] ABOUT SEVEN MINUTES ON A FREE SHUTTLE BUS FROM ATAMI STATION
[PICK-UP FREE] SHUTTLE BUS (RESERVATION REQUIRED)
PARKING LOT : 40 VEHICLES (FIRST-COME, FIRST-SERVED)
CHECK-IN : 15:00
(14:00 FOR GUESTS STAYING IN A KARAKU ROOM OR KARAKU SUITE ROOM)
CHECK-OUT : 11:00
(12:00 FOR GUESTS STAYING IN A KARAKU ROOM OR KARAKU SUITE ROOM)

SALES POINTS

"KARAKU" OPENING IN THE ATAMI AND IZUSAN AREA ON DECEMBER 2, 2023. RARE LOCATION FOR ENJOYMENT OF A BLISSFUL SPACE. ALL GUESTS ROOMS ARE EQUIPPED WITH AN OUTDOOR HOT-SPRING BATH. CLEANSE YOUR SPIRIT AS DAILY CHALLENGES MELT AWAY WHILE THINKING ABOUT THE OCEAN VIEW AS YOU SOAK IN THE HOT WATER. ENJOY A RICH FOOD EXPERIENCE PROVIDED BY THE BLESSINGS OF NATURE. FULFILL THE PERSONAL TIME YOU IMAGINED WITH IN-DEPTH HOSPITALITY, A DESIGN THAT CAPTURES THE LOCAL ATMOSPHERE, AND A LOUNGE AND OTHER EXTENSIVE FACILITIES.

NEARBY ATTRACTIONS

- IZUSAN SHRINE
- ATAMI SUN BEACH
- KINOMIYA SHRINE
- ATAMI PLUM GARDEN

GUEST ROOM TOTAL NUMBER OF ROOMS 57 ROOMS



ROOM TYPES	NUMBER OF ROOMS	BED SIZE (mm)	ROOM SIZE (㎡)
DELUXE ROOM (JAPANESE AND WESTERN TYPES)	44	1200×2000	61.4*
KARAKU ROOM *INCLUDING ONE UNIVERSAL ROOM	11	1200×2000	61.4*
KARAKU SUITE ROOM	2	1200×2000	9.18*

*INCLUDING THE BALCONY

OPEN-AIR SCENIC BATH



NAME	BUSINESS HOURS
SOKAI (BATH FOR MEN)	6:00-10:00 15:00-24:00

NAME	BUSINESS HOURS
ATAMI (BATH FOR WOMEN)	6:00-10:00 15:00-24:00

RESTAURANT INFORMATION



NAME	TYPE	FLOOR	NUMBER OF SEATS
DINING MUTSUKI	JAPANESE FOOD	1F	35 TABLES (110 SEATS), TWO FOUR-PERSON PRIVATE ROOMS (EIGHT PEOPLE), ONE EIGHT-PERSON PRIVATE ROOM (EIGHT PEOPLE)
SUSHI AIJU	JAPANESE FOOD	1F	10 COUNTER SEATS, FOUR SEMI-PRIVATE ROOMS (16 SEATS)

*BUSINESS HOURS MIGHT DIFFER. PLEASE CONFIRM THE LATEST INFORMATION ON THE OFFICIAL WEB PAGE.
*SINCE CUSTOMER SAFETY IS A PRIORITY, WE DO NOT PREPARE MENU ITEMS FOR FOOD ALLERGIES OR CREATE A LIST OF ALLERGIES.

*THE ABOVE IMAGE IS FOR ILLUSTRATIVE PURPOSES ONLY



HANAORI, A FLOWER-BLOOMING EXPERIENCE

HANAORI IS A SPACE DESIGNED WITH EMPHASIS ON THE JAPANESE SPIRIT. COME HERE TO TRULY RELAX AND SPEAK YOUR MIND FREELY.

IT'S THAT TYPE OF HOT-SPRING RYOKAN RESORT.

THE DESIGN MAKES ALL YOUR TIME BEAUTIFUL.

ENJOY FACILITIES THAT ARE RELAXING AND PEACEFUL, GUEST ROOMS IMMersed IN NATURE, AND AN EXCELLENT BUFFET THAT USES FRESH INGREDIENTS.

WE PROVIDE SERVICE THAT BRINGS SMILES TO GUESTS IN ALL SCENES.

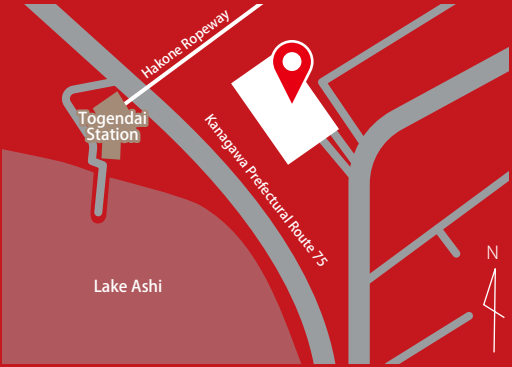
AT HANAORI, GUESTS NATURALLY OPEN UP ABOUT THINGS THEY CANNOT SAY IN NORMAL LIFE

AND SPEND TIME AMID MUTUAL RESPECT FOR EACH OTHER WITH A FREE SPIRIT.

DURING YOUR STAY, YOUR CONVERSATIONS WITH AN IMPORTANT PERSON WILL BLOOM, AND AFTER YOUR STAY, YOU'LL HAVE FUN MEMORIES AND HAPPY FEELINGS. THIS IS THE HANAORI EXPERIENCE.

HAKONE ASHINOKO HANAORI

ADDRESS : 160, MOTOHAKONE TOGENDAI, HAKONE-MACHI,
ASHIGARASHIMO-GUN, KANAGAWA
URL : [HTTPS://HANAORI.JP/ASHINOKO/](https://hanaori.jp/ashinoko/)
TEL : 0460-83-8739



HOTEL OVERVIEW

BUILDING : THREE FLOORS (ABOVE GROUND), ONE BASEMENT FLOOR
ACCESS : (BY CAR) ABOUT 60 MINUTES FROM ODWARA STATION
(BY BUS) ABOUT 134 MINUTES FROM THE SHINJUKU EXPRESSWAY BUS TERMINAL ON THE ODAKYU HAKONE EXPRESS BUS TO HAKONE TOGENDAI STATION
ABOUT 160 MINUTES FROM HANEDA AIRPORT ON THE ODAKYU HAKONE EXPRESS BUS TO HAKONE TOGENDAI STATION
(BY TRAIN) ABOUT TWO MINUTES ON FOOT FROM TOGENDAI STATION
(PICK-UP FREE) SHUTTLE BUS (RESERVATION REQUIRED)
PARKING LOT : 100 VEHICLES *LARGE BUS BOARDING/UNBOARDING ALLOWED
CHECK-IN : 15:00
CHECK-OUT : 10:00

SALES POINTS

LOCATED ABOUT TWO MINUTES ON FOOT FROM TOGENDAI STATION ON THE EDGE OF LAKE ASHI (HAKONE).
GUESTS ENJOY HOT SPRINGS WITH EXPANSIVE VIEWS OF BEAUTIFUL LAKE ASHI, A RESTAURANT WITH A NEW BUFFET STYLE, A BASIN TERRACE AND FOOTBATH COUNTER INTEGRATED WITH LAKE ASHI, AN INTERIOR WITH A COMFORTABLE AND REFINED BALANCE OF JAPANESE AND WESTERN STYLES, AND MOST IMPORTANTLY, HEART-FELT HOSPITALITY.
"HAKONE ASHINOKO HANAORI" PROVIDES A RELAXING PLACE TO GENTLY UNWIND SIMILAR TO A FLOWER BLOOMING.

NEARBY ATTRACTIONS

・ KUZURYU SHRINE ・ HAKONE ROPEWAY ・ LAKE ASHI ・ OWAKUDANI

GUEST ROOM TOTAL NUMBER OF ROOMS 154 ROOMS



ROOM TYPES	NUMBER OF ROOMS	BED SIZE (mm)	ROOM SIZE (㎡)
LAKESIDE (JAPANESE/WESTERN STYLE DELUXE ROOM (WITH AN OUTDOOR BATH)*	16	1200×2000	47.3
LAKESIDE STANDARD ROOM (WITH AN OUTDOOR BATH)*	8	1100×2000	31.5
LAKESIDE STANDARD ROOM	70	1100×2000	31.5

*GUEST OPEN-AIR BATHS DO NOT USE HOT-SPRING WATER.



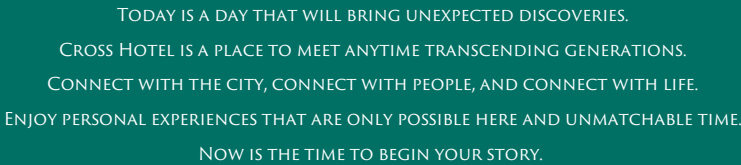
ROOM TYPES	NUMBER OF ROOMS	BED SIZE (mm)	ROOM SIZE (㎡)
CASUAL TWIN ROOM (WITH AN OUTDOOR BATH)*	27	1050×2000	23.1
CASUAL TWIN ROOM	31	1050×2000	23.1
UNIVERSAL ROOM	2	1100×2000	31.5

RESTAURANT INFORMATION

NAME	TYPE	FLOOR	NUMBER OF SEATS	BUSINESS HOURS
TOKISHIKARI	BUFFET RESTAURANT	4F	208 SEATS (INCLUDING 30 SEATS IN PRIVATE ROOMS)	7:00-9:30 17:30-21:30 (L.O. 21:00)



*BUSINESS HOURS MIGHT DIFFER. PLEASE CONFIRM THE LATEST INFORMATION ON THE OFFICIAL WEB PAGE.
*SINCE CUSTOMER SAFETY IS A PRIORITY, WE DO NOT PREPARE MENU ITEMS FOR FOOD ALLERGIES OR CREATE A LIST OF ALLERGIES.

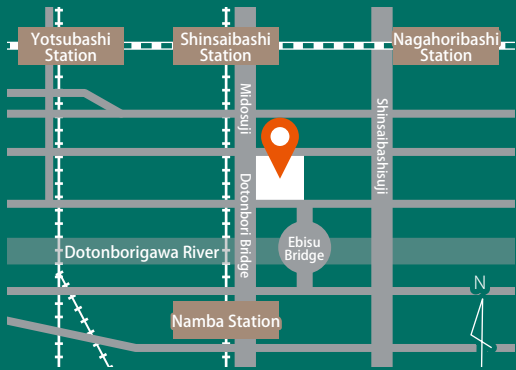


ABOUT FIVE MINUTES ON FOOT FROM SAPPORO STATION, LOCATED NORTH OF THE SAPPORO CLOCK TOWER AND FEATURES WORKS OF MODERN HOKKAIDO ARTISTS WITH SEASONAL EXHIBITS ON A THEME OF "PLUS ART - ART IN DAILY LIFE."
PROVIDES "ART ROOMS" WITH ART WORKS WITH IMAGES OF HOKKAIDO AND SPECIAL "CROSS FLOORS" ON THE UPPER FLOORS WITH EXTENSIVE SERVICE.
LARGE BATH AND VIEW LOUNGE ONLY FOR CUSTOMERS STAYING AT THE HOTEL ON THE TOP FLOOR.
24-HOUR CONCIERGE TO SUPPORT YOUR STAY, FOR EXAMPLE WITH ANNUIVERSARY COORDINATION AND MAKING YOUR STAY FEEL LOCAL.

*THE ABOVE IMAGE IS FOR ILLUSTRATIVE PURPOSES ONLY

CROSS HOTEL OSAKA

ADDRESS : 2-5-15 SHINSAIBASHI, CHUO-KU, OSAKA-SHI, OSAKA
URL : [HTTPS://CROSS-OSAKA.ORIXHOTELSANDRESORTS.COM/](https://cross-osaka.orixhotelsandresorts.com/)
TEL : 06-6213-8281



HOTEL OVERVIEW

BUILDING : 14 FLOORS (ABOVE GROUND), TWO BASEMENT FLOORS
ACCESS : (BY CAR) ABOUT 25 MINUTES FROM ITAMI AIRPORT TO OCAT BY AIRPORT LIMOUSINE BUS AND THEN ABOUT 13 MINUTES ON FOOT
ABOUT 55 MINUTES FROM KANSAI INTERNATIONAL AIRPORT TO OCAT BY AIRPORT LIMOUSINE BUS AND THEN ABOUT 13 MINUTES ON FOOT
(BY TRAIN) ABOUT THREE MINUTES ON FOOT FROM NAMBA STATION (SUBWAY)
ABOUT FIVE MINUTES ON FOOT FROM SHINSAIBASHI STATION (PICK-UP FREE) NONE
PARKING LOT : NONE (PARTNER PAID PARKING LOT AVAILABLE)
*NO PARKING FOR LARGE BUSES
CHECK-IN : 15:00
CHECK-OUT : 11:00

SALES POINTS

LOCATED ONE MINUTE ON FOOT FROM THE MINAMI SHOPPING STREET (LARGEST IN THE KANSAI AREA), DOTONBORI, AND THE DOTONBORI GLICO SIGN.
ALL ROOMS OFFER SEPARATE BATH AND TOILET SPACES AND ROOM TO STRETCH YOUR LEGS IN THE ATTRACTIVE INDEPENDENT BATHROOM.
PROVIDES THE "MEET LOUNGE" PRIVATE SPACE FOR CUSTOMERS WITH RESERVATIONS FOR A PLAN WITH LOUNGE ACCESS.
EXTENSIVE MENU FOR A SPECIAL MORNING, INCLUDING A POWER SALAD AND OSAKA LOCAL FOODS.

CROSS HOTEL KYOTO

ADDRESS : 71-1 DAIKOKU-CHO, KAWARAMACHI-DORI SANJO-SAGARU, NAKAGYO-KU, KYOTO
URL : [HTTPS://CROSS-KYOTO.ORIXHOTELSANDRESORTS.COM/](https://cross-kyoto.orixhotelsandresorts.com/)
TEL : 075-231-8831



HOTEL OVERVIEW

BUILDING : NINE FLOORS (ABOVE GROUND)
ACCESS : (BY CAR) ABOUT 15 MINUTES FROM KYOTO STATION
(BY BUS) ABOUT 50 MINUTES FROM ITAMI AIRPORT TO KYOTO STATION BY AIRPORT LIMOUSINE BUS AND THEN ABOUT 15 MINUTES BY TAXI FROM KYOTO STATION
ABOUT 95 MINUTES FROM KANSAI INTERNATIONAL AIRPORT TO KYOTO STATION BY AIRPORT LIMOUSINE BUS AND THEN ABOUT 15 MINUTES BY TAXI FROM KYOTO STATION
ABOUT 30 MINUTES ON THE KYOTO CITY BUS FROM JR KYOTO STATION TO KAWARAMACHI SANJO AND THEN TWO MINUTES ON FOOT FROM THE BUS STOP
(BY TRAIN) ABOUT FOUR MINUTES ON FOOT FROM KEIHAN ELECTRIC RAILWAY'S SANJO STATION
ABOUT SEVEN MINUTES ON FOOT FROM HANKYU RAILWAY'S KYOTO-KAWARAMACHI STATION
ABOUT FOUR MINUTES ON FOOT FROM KYOTO MUNICIPAL SUBWAY'S KYOTO SHIYAKUSHO-MAE STATION
(PICK-UP FREE) None
CHECK-IN : 15:00
CHECK-OUT : 10:00

SALES POINTS

LOCATED JUST A MINUTE ON FOOT ON THE EAST SIDE OF THE HOTEL FROM KIYAMACHI-DORI ALONGSIDE THE TAKASEGAWA RIVER, PONTOCHO FILLED WITH TRADITIONAL STORES, AND SANJO OHASHI THAT EXTENDS OVER THE KAMOGAWA RIVER. ALL ROOMS HAVE THEIR OWN BATH AREA, SINK SPACE, AND TOILET. THEY PROVIDE A RELAXING SPACE WITH WARM WOOD MATERIALS AND SOFT-TEXTURED "WASHI" (JAPANESE PAPER).
BREAKFAST OFFERS MENU CHOICES THAT USE KYOTO FOODS.
THERE ARE IMPRESSIVE GRILLED ITEMS AND EXTENSIVE JAPANESE FOOD CHOICES, INCLUDING OBANZAI (CHANGES DAILY) AND KYOTO-STYLE SWEET WHITE MISO SOUP.

GUEST ROOM TOTAL NUMBER OF ROOMS 229 ROOMS



CROSS FLOORS	ROOM TYPES	NUMBER OF ROOMS	BED SIZE (mm)	ROOM SIZE (㎡)
CROSS SUITE		1	1400×2000	103.0
CROSS SUITE JR.		1	1200×2000	48.0
TRIPLE ROOM		2	1100×2000	27.0
TWIN ROOM		18	1100×2000	27.0
DELUXE DOUBLE ROOM		3	1800×2000	27.0
SUPERIOR DOUBLE		5	1600×2000	270-310
DOUBLE ROOM		21	1600×2000	24.0

STANDARD FLOORS	ROOM TYPES	NUMBER OF ROOMS	BED SIZE (mm)	ROOM SIZE (㎡)
TRIPLE ROOM		7	1100×2000	27.0
TWIN ROOM		70	1100×2000	27.0
DELUXE DOUBLE ROOM		13	1800×2000	27.0
SUPERIOR DOUBLE		21	1600×2000	270-310
DOUBLE ROOM		67	1600×2000	24.0



RESTAURANT INFORMATION

NAME	TYPE	FLOOR	NUMBER OF SEATS	BUSINESS HOURS
TERRACE & DINING ZERO	RESTAURANT	3F	173 SEATS (INCLUDING THE TERRACE AND PRIVATE ROOMS)	7:00-10:30 (L.O. 10:00) 11:30-15:00 (L.O. 14:00) 13:30-18:00 (L.O. 17:00)

PARTY HALL

NAME	FLOOR	FLOOR AREA	CAPACITY BY FORMAT
TERRACE & DINING ZERO	3F	155㎡	SEATED: 20-50 PEOPLE

*BUSINESS HOURS MIGHT DIFFER. PLEASE CONFIRM THE LATEST INFORMATION ON THE OFFICIAL WEB PAGE.
*SINCE CUSTOMER SAFETY IS A PRIORITY, WE DO NOT PREPARE MENU ITEMS FOR FOOD ALLERGIES OR CREATE A LIST OF ALLERGIES.

*THE ABOVE IMAGE IS FOR ILLUSTRATIVE PURPOSES ONLY

GUEST ROOM TOTAL NUMBER OF ROOMS 301 ROOMS



ROOM TYPES	NUMBER OF ROOMS	BED SIZE (mm)	ROOM SIZE (㎡)
PREMIUM SUITE	1	1200×2000	76.0
JAPANESE SUITE	2	1200×2000	70.0
DELUXE FAMILY TWIN	16	1200×2000	47.0
DELUXE CORNER KING	5	1800×2000	42.0
DELUXE CORNER TWIN	10	1200×2000	42.0
DELUXE TWIN PLUS	6	1200×2000	37.0
DELUXE KING	15	1800×2000	34.0
DELUXE TWIN	16	1000×2000	32.0
SUPERIOR KING	42	1800×2000	30.0
SUPERIOR TWIN & SOFA BED	41	1000×2000 850×2000	30.0
SUPERIOR TWIN	28	1000×2000	30.0
STANDARD DOUBLE	32	2000×2000	25.0
STANDARD KING	6	1800×2000	27.0

ROOM TYPES	NUMBER OF ROOMS	BED SIZE (mm)	ROOM SIZE (㎡)
STANDARD QUEEN (INCLUDING CONNECTING ROOMS)	24	1600×2000	27.0
STANDARD TWIN (INCLUDING CONNECTING ROOMS)	56	1000×2000	25.0
ACCESSIBLE ROOM	1	1000×2000	30.0



RESTAURANT INFORMATION

NAME	TYPE	FLOOR	NUMBER OF SEATS	BUSINESS HOURS
KIHARU BRASSERIE	RESTAURANT	1F	200 SEATS	7:00-10:00 11:30-15:30 (L.O. 15:00) 17:30-22:30 SATURDAYS AND SPECIAL DAYS ONLY: FOOD L.O. 21:30, DRINKS L.O. 22:00

PARTY HALL

NAME	FLOOR	FLOOR AREA	CAPACITY BY FORMAT
KIHARU BRASSERIE	1F	470㎡	SEATED: 20-136 PEOPLE

*BUSINESS HOURS MIGHT DIFFER. PLEASE CONFIRM THE LATEST INFORMATION ON THE OFFICIAL WEB PAGE.
*SINCE CUSTOMER SAFETY IS A PRIORITY, WE DO NOT PREPARE MENU ITEMS FOR FOOD ALLERGIES OR CREATE A LIST OF ALLERGIES.

*THE ABOVE IMAGE IS FOR ILLUSTRATIVE PURPOSES ONLY



旅館コレクション
RYOKAN COLLECTION
ORIX HOTELS & RESORTS

RICH, MEANINGFUL TIME IN THE COMMUNITY

ENJOY RELAXING TIME FOR THE MODERN ERA SUITED TO THE LIFESTYLE OF EACH CUSTOMER.
RYOKAN COLLECTION PROVIDES AN ENVIRONMENT AND PLACE THAT IS DIFFERENT THAN ORDINARY SURROUNDINGS AND
SOMEWHERE TO RELAX ALL OF YOUR SENSES WHILE ENJOYING HOT SPRINGS AND MEALS.
FEEL EXCITEMENT AND RESTORE VIGOR IN THE LOCAL AREA. THIS IS A HOT SPRING RYOKAN FOR BOLSTERING YOURSELF
MENTALLY AND PHYSICALLY.

HOTEL BANSO

ADDRESS : 1-15-3 YUNOKAWA-CHO, HAKODATSHI, HOKKAIDO
URL : [HTTPS://BANSO.ORIXHOTELSANDRESORTS.COM/](https://BANSO.ORIXHOTELSANDRESORTS.COM/)
TEL : 0138-57-5061

HOTEL OVERVIEW

BUILDING : SEVEN FLOORS (ABOVE GROUND), ONE BASEMENT FLOOR
ACCESS : (BY CAR) ABOUT 10 MINUTES FROM HAKODATE AIRPORT
ABOUT 15 MINUTES FROM HAKODATE STATION
(BY TRAIN) ABOUT FIVE MINUTES ON FOOT FROM
HAKODATE CITY LINE'S YUNOKAWA ONSEN STATION
(PICK-UP FREE) NONE
PARKING LOT : 90 VEHICLES *LARGE BUS BOARDING/UNBOARDING
ALLOWED
CHECK-IN : 15:00
CHECK-OUT : 10:00

SALES POINTS

LOCATED ABOUT FIVE MINUTES ON FOOT FROM YUNOKAWA ONSEN STATION.
HAKODATE-STYLE BLEND OF FOREIGN ATMOSPHERE WITH HOT-SPRING
JAPANESE CULTURE.
WELCOME GUESTS WITH WARMTH FROM A FURNACE WITH A COPPER ART
HOOD EXCEEDING 5M IN HEIGHT THAT EXPRESSES HAKODATE'S CULTURAL
ENLIGHTENMENT IN THE RECEPTION LOBBY.
YUNOKAWA ONSEN - ONE OF HOKKAIDO'S THREE MAJOR HOT-SPRING
VILLAGES WITH A HISTORY OF OVER 350 YEARS
ENJOY SEASONAL FOODS FROM HOKKAIDO'S FIELDS AND SEAS WITH
AUTHENTIC SUSHI PREPARED BY A SKILLED CHEF AND SEASONAL FISH
FROM NEARBY WATERS.

NEARBY ATTRACTIONS

• GORYOKAKU • MOUNT HAKODATE • TRAPPISTINE CONVENT

GUEST ROOM TOTAL NUMBER OF ROOMS 91 ROOMS



ROOM TYPES	NUMBER OF ROOMS	BED SIZE (mm)	ROOM SIZE (㎡)
STANDARD ROOM A (WITH A BALCONY)	11	1100×1900	30.7-31.6㎡ WITH ROUGHLY 5M BALCONY
STANDARD ROOM B (WITH A BALCONY)	33	1100×1900	30.7㎡ WITH ROUGHLY 5M BALCONY
CASUAL ROOM A	10	1100×1900	22.6-24.0㎡
CASUAL ROOM B	20	1100×1900	26.8㎡
TATAMI ROOM A	7	NONE	7.5 TATAMI
TATAMI ROOM B (WITH A BALCONY)	6	NONE	8 TATAMI (*EXCLUDING THE BALCONY)
TATAMI ROOM C	4	NONE	15 TATAMI (42㎡)



RESTAURANT INFORMATION

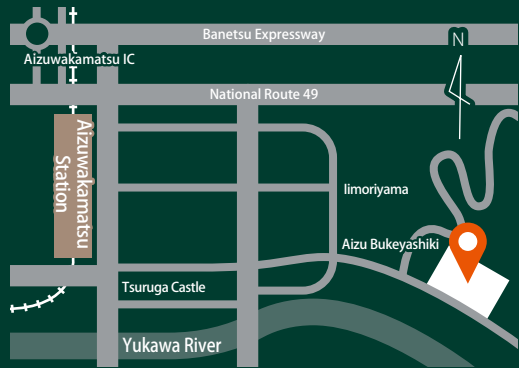
NAME	TYPE	FLOOR	NUMBER OF SEATS	BUSINESS HOURS
KURA MATSURI	BUFFET RESTAURANT	1F	184 SEATS	7:00-9:00 (L.O. 8:30) 18:00-21:00 (L.O. 20:30)

*BUSINESS HOURS MIGHT DIFFER. PLEASE CONFIRM THE LATEST INFORMATION ON THE OFFICIAL WEB PAGE.
*SINCE CUSTOMER SAFETY IS A PRIORITY, WE DO NOT PREPARE MENU ITEMS FOR FOOD ALLERGIES OR CREATE A LIST OF ALLERGIES.

*THE ABOVE IMAGE IS FOR ILLUSTRATIVE PURPOSES ONLY

ONYADO TOHO

ADDRESS : 706 AZA-INNAI, ISHIYAMA, HIGASHIYAMA-CHO,
AIZUWAKAMATSU-SHI, FUKUSHIMA
U R L : [HTTPS://TOHO.ORIXHOTELSANDRESORTS.COM/](https://toho.orixhotelsandresorts.com/)
T E L : 0242-26-4141



HOTEL OVERVIEW

BUILDING : TOWER WING (20 FLOORS (ABOVE GROUND), ONE BASEMENT FLOOR))
SUZAKUTEI (SIX FLOORS (ABOVE GROUND))
MAIN BUILDING (SIX FLOORS (ABOVE GROUND))
ACCESS : [BY CAR] ABOUT 20 MINUTES FROM AIZU WAKAMATSU IC
ABOUT 240 MINUTES BY HIGHWAY FROM TOKYO
ABOUT 100 MINUTES BY HIGHWAY FROM NIIGATA
[BY TRAIN] ABOUT 15 MINUTES ON THE FREE SHUTTLE BUS
FROM AIZU WAKAMATSU STATION
(PICK-UP FREE) SHUTTLE BUS (RESERVATION REQUIRED)
PARKING LOT : 150 VEHICLES *LARGE BUS PARKING ALLOWED *THERE ARE
NEARBY PARKING LOTS TOO.
CHECK-IN : 15:00
CHECK-OUT : 10:00

SALES POINTS

*KEY TOHO ATTRACTIONS ARE "SORA NO YU" AND "TANAGUMO NO YU."
ENJOY THE BEAUTY OF THE SUNSET WITH A VIEW THAT IS UNRIVALED WITHIN
THE CITY FROM THE OUTDOOR HOT-SPRING BATH ON THE THIRD FLOOR OF
THE TOWER WING'S WESTERN SIDE THAT DIRECTLY OVERLOOKS THE AIZU
MOUNTAIN RANGE EXTENDING FROM THE AIZU BASIN TO ECHIGO IN THE
DISTANCE AND BENEFITS FROM TOHO'S LOCATION ON HILL WITH A
ROUGHLY 300M ELEVATION.
AIZU WAKAMATSU HAS MANY HIGHLY LOCAL DISHES CREATED BY A UNIQUE
CULTURE. AND THE HOTEL SERVES MEALS FOR FULL ENJOYMENT OF AIZU.
PLEASE ENJOY THE TRADITIONAL TASTES PASSED DOWN BY LOCAL PEOPLE.

NEARBY ATTRACTIONS

- TSURUGAJO CASTLE
- MT. IIMORI
- LAKE INAWASHIRO

GUEST ROOM TOTAL NUMBER OF ROOMS 160 ROOMS



ROOM TYPES	NUMBER OF ROOMS	BED SIZE (mm)	ROOM SIZE (㎡)
SPECIAL JAPANESE/WESTERN STYLE ROOM	1	1220×1950	12.5 TATAMI WITH AN ENTRY ROOM
IRODORI JAPANESE MODERN CITY SIDE	6	1200×2000	14.5 TATAMI
IRODORI JAPANESE MODERN MOUNTAIN SIDE	5	NONE	12 TATAMI
TOWER WING JAPANESE STYLE ROOM	55	NONE	10-12 TATAMI
SUZAKUTEI MODERN JAPANESE STYLE ROOM (CITY SIDE)	16	NONE	14.5 TATAMI + 2 TATAMI
SUZAKUTEI MODERN JAPANESE STYLE ROOM (MOUNTAIN SIDE)	10	NONE	10 TATAMI + 2 TATAMI
MAIN BUILDING JAPANESE STYLE ROOM	30	NONE	8-16 TATAMI + 1-2 TATAMI
TRIPLE ROOM (TOWER WING DELUXE TRIPLE ROOM)	2	1100×2000	44
TRIPLE ROOM (MAIN BUILDING STANDARD TRIPLE ROOM)	3	1230×1960	17
TWIN ROOM (TOWER WING TWIN ROOM)	13	1090×1950	20
DOUBLE ROOM (DELUXE DOUBLE)	4	1900×2000	33
SINGLE ROOM (MAIN BUILDING)	6	1200×1940	14
LARGE ROOM (WITHOUT A BATH)	6	NONE	32 TATAMI (CAN BE PARTITIONED INTO 16 TATAMI + 16 TATAMI)

RESTAURANT INFORMATION

NAME	TYPE	FLOOR	NUMBER OF SEATS	BUSINESS HOURS
AGARANSO	BUFFET RESTAURANT	2F	262 SEATS	7:00-9:00 17:30-21:00

BANQUET HALLS, MEETING ROOMS, AND AFTER-PARTY ROOM

NAME	FLOOR	FLOOR AREA	CAPACITY BY FORMAT
LARGE BANQUET HALL FUYO	1F	270 TATAMI (TOTAL WITH 1-3 CONNECTED)	280 PEOPLE (TOTAL WITH 1-3 CONNECTED)
MEDIUM BANQUET HALL HORAI	3F	80 TATAMI (TOTAL WITH 1-2 CONNECTED)	80 PEOPLE (TOTAL WITH 1-2 CONNECTED)
MEDIUM BANQUET HALL SUEHIRO	3F	80 TATAMI (TOTAL WITH 1-2 CONNECTED)	80 PEOPLE (TOTAL WITH 1-2 CONNECTED)
BANQUET HALL HOSHO	1F	752㎡ (TOTAL WITH 1-3 CONNECTED)	SCHOOL: 600 PEOPLE, THEATER: 740 PEOPLE, STANDING PARTY: 500 PEOPLE, SEATED FORMAL DINNER: 450 PEOPLE (TOTAL WITH 1-3 CONNECTED)
SMALL MEETING ROOM KOGANE	1F	38㎡ (TOTAL WITH 1-2 CONNECTED)	SCHOOL: 30 PEOPLE, SQUARE-SHAPED: 15 PEOPLE, THEATER: 40 PEOPLE (TOTAL WITH 1-2 CONNECTED)
SMALL MEETING ROOM HAGOROMO	1F	57㎡ (TOTAL WITH 1-2 CONNECTED)	SCHOOL: 30 PEOPLE, SQUARE-SHAPED: 15 PEOPLE, THEATER: 40 PEOPLE (TOTAL WITH 1-2 CONNECTED)
SMALL MEETING ROOM AOI	1F	36㎡	SCHOOL: 20 PEOPLE, SQUARE-SHAPED: 10 PEOPLE, THEATER: 20 PEOPLE
SNACK	1F	73.94㎡	50 PEOPLE

*BUSINESS HOURS MIGHT DIFFER. PLEASE CONFIRM THE LATEST INFORMATION ON THE OFFICIAL WEB PAGE.
*SINCE CUSTOMER SAFETY IS A PRIORITY, WE DO NOT PREPARE MENU ITEMS FOR FOOD ALLERGIES OR CREATE A LIST OF ALLERGIES.

*THE ABOVE IMAGE IS FOR ILLUSTRATIVE PURPOSES ONLY

UNAZUKI YAMANOHA

ADDRESS : 352-7 UNAZUKI-ONSEN, KUROBE-SHI, TOYAMA
U R L : [HTTPS://YAMANOHA.ORIXHOTELSANDRESORTS.COM/](https://YAMANOHA.ORIXHOTELSANDRESORTS.COM/)
T E L : 0765-62-1311



HOTEL OVERVIEW

BUILDING : MAIN BUILDING: EIGHT FLOORS (ABOVE GROUND) AND ONE BASEMENT FLOOR
ANNEX: 10 FLOORS (ABOVE GROUND) AND ONE BASEMENT FLOOR
ACCESS : [BY CAR] ABOUT 20 MINUTES FROM KUROBE IC ON THE HOKURIKU EXPRESSWAY
[BY TRAIN] ABOUT THREE MINUTES ON FOOT FROM UNAZUKI-ONSEN STATION ON THE TOYAMA CHIHO RAILROAD LINE
(PICK-UP FREE) FREE PICK-UP SERVICE (ONLY AT UNAZUKI-ONSEN STATION ON THE TOYAMA CHIHO RAILROAD LINE; NO PICK-UP AT THE SHINKANSEN STATION)
PARKING LOT : 160 VEHICLES *LARGE BUS PARKING ALLOWED
CHECK-IN : 15:00
CHECK-OUT : 10:00

SALES POINTS

UNAZUKI IS SURROUNDED BY A MOUNTAIN, RIVER, AND SEA. YAMANOHA, ENVELOPED BY THIS RESPLENDENT NATURE, IS A HOTEL WITH AN EXCELLENT VIEW FROM THE OUTDOOR HOT-SPRING BATH WITH A VIEW.
THERE IS A STATION ON THE KUROBE GORGE TROLLEY TRAIN NEARBY. ENJOY YOURSELF IN ALL FOUR SEASONS WITH THE TROLLEY TRAIN THAT BEGINS IN THE SPRING, MOUNTAIN CLIMBING IN THE SUMMER, FOLIAGE VIEWING IN THE FALL, AND BEAUTIFUL SNOW-COVERED MOUNTAIN VIEWS IN THE WINTER.
THE HOTEL'S TANAYU IS A PERFECT VIEW SPOT FOR A 180-DEGREE PANORAMIC LOOK AT THE KUROBE GORGE TROLLEY TRAIN CROSSING THE BRIDGE.
YAMANOHA OFFERS A WIDE RANGE OF FRESH HOKURIKU AND TOYAMA FOODS IN A BUFFET FORMAT. WATCHING LIVE FOOD PREPARATION IS A POPULAR EXPERIENCE TOO. ENJOY AS MUCH OF THE SEASONAL SPECIALTIES AND LOCAL SAKE AS YOU WANT.

NEARBY ATTRACTIONS

・ KUROBE-KYOKOKU ・ KUROBE DAM ・ TATEYAMA KUROBE ALPINE ROUTE

GUEST ROOM TOTAL NUMBER OF ROOMS 142 ROOMS



ROOM TYPES	NUMBER OF ROOMS	BED SIZE (mm)	ROOM SIZE (㎡)
ANNEX "ASUKA" DELUXE JAPANESE/WESTERN STYLE ROOM	5	1200×2000	62.2-77.8
ANNEX "ASUKA" SUPERIOR JAPANESE/WESTERN STYLE ROOM	20	1200×2000	60.6-62.6 (FROM 15 TATAMI)
ANNEX "ASUKA" STANDARD JAPANESE ROOM	17	NONE	12.5 TATAMI
MAIN BUILDING DELUXE JAPANESE/WESTERN STYLE ROOM	10	1200×2000	68.8-76.4
MAIN BUILDING DELUXE WESTERN ROOM	5	1200×2000	68.8-76.4
MAIN BUILDING SUPERIOR JAPANESE ROOM	11	NONE	68.8-76.4
MAIN BUILDING SUPERIOR JAPANESE ROOM (TWO ROOMS)	10	NONE	61.4-76.4 (10 TATAMI + 7.5 TATAMI)
MAIN BUILDING STANDARD TWIN ROOM	10	1200×2000	FROM 28.6
MAIN BUILDING STANDARD JAPANESE ROOM	44	NONE	10-12 TATAMI
LARGE ROOM	10	NONE	60.6-62.6 (FROM 15 TATAMI)

RESTAURANT INFORMATION



NAME	TYPE	FLOOR	NUMBER OF SEATS	BUSINESS HOURS
SEEDS	BUFFET RESTAURANT	2F	260 SEATS	7:00-9:00 17:30-21:00 (TWO SHIFTS)

HOTEL FACILITY

NAME	FLOOR	NUMBER OF SEATS	BUSINESS HOURS
KARAOKE ROOM	1F	12-36 SEATS	15:00-22:00

*BUSINESS HOURS MIGHT DIFFER. PLEASE CONFIRM THE LATEST INFORMATION ON THE OFFICIAL WEB PAGE.
*SINCE CUSTOMER SAFETY IS A PRIORITY, WE DO NOT PREPARE MENU ITEMS FOR FOOD ALLERGIES OR CREATE A LIST OF ALLERGIES.

*THE ABOVE IMAGE IS FOR ILLUSTRATIVE PURPOSES ONLY



CROSS Life

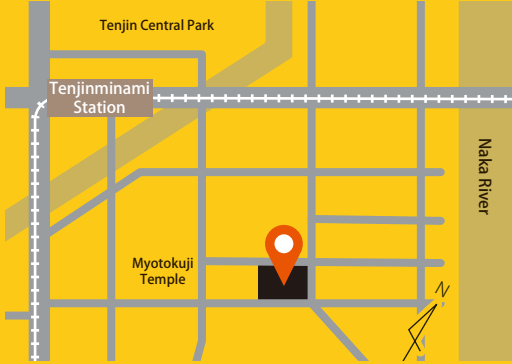
ORIX HOTELS & RESORTS

AN ENJOYABLE PLACE TO BE YOURSELF

CROSS LIFE IS A SISTER BRAND THAT INHERITS CROSS HOTEL'S UNIQUE DNA. IT IS A PRESENCE THAT IS EVEN CLOSER TO GUESTS THAN A HOTEL AND AN ENJOYABLE SPACE WITH THE WARMTH OF ALWAYS CALLING OUT "WELCOME BACK!" IT IS A PLACE TO FIND YOUR PERSONAL WAY OF LIVING WHILE HAVE UNIQUE EXPERIENCES THAT CONNECT TO THE LOCALITY. THIS IS OUR CASUAL LIFESTYLE BRAND "CROSS LIFE."

CROSS LIFE HAKATA TENJIN

ADDRESS : 3-26-30 HARUYOSHI, CHUO-KU, FUKUOKA
URL : [HTTPS://CROSSLIFE-HAKATATENJIN.ORIXHOTELSANDRESORTS.COM/](https://crosslife-hakatatenjin.orixhotelsandresorts.com/)
TEL : 092-733-0130



- ### HOTEL OVERVIEW
- BUILDING : 13 FLOORS (ABOVE GROUND)
 - ACCESS : (BY CAR) ABOUT 20 MINUTES FROM FUKUOKA AIRPORT
ABOUT FIVE MINUTES FROM HAKATA STATION
(BY TRAIN) ABOUT 15 MINUTES ON FOOT FROM TENJIN STATION (SUBWAY)
ABOUT 15 MINUTES ON FOOT FROM TENJIN STATION (SUBWAY)
 - PARKING LOT : (PICK-UP FREE) NONE
 - CHECK-IN : 22 VEHICLES (RESERVATION REQUIRED)
 - CHECK-OUT : 15:00
11:00

- ### SALES POINTS
- LOCATED IN AN AREA WITH A HUMAN-SCALE NEIGHBORHOOD IN BETWEEN THE HAKATA AND TENJIN DISTRICTS. GUESTS GREETED WITH HIGHLY CREATIVE ART THAT COMMUNICATES FUKUOKA'S LOCAL WARMTH OF HAKATA GION YAMAKASA, TENJIN, AND NAKASU. PROVIDES A MAGICAL AND SOOTHING ATMOSPHERE WITH DIGITAL ART THAT CHANGES OVER TIME AND OFFERS A LARGE BATH EQUIPPED WITH STEAM SAUNAS.

GUEST ROOM TOTAL NUMBER OF ROOMS 286 ROOMS

ROOM TYPES	NUMBER OF ROOMS	BED SIZE (mm)	ROOM SIZE (㎡)
COMFORT DOUBLE	36	1400×1950	17
COMFORT TWIN	85	1000×1950	17
COMFORT TWIN WITH SOFA BED	44	1000×1950 850×1950	18
COMFORT QUEEN WITH SOFA BED	33	1600×1950 850×1950	18
STANDARD TWIN	11	1000×1950	20
STANDARD TWIN WITH SOFA BED	11	1000×1950 850×1950	20
STANDARD QUEEN WITH SOFA BED	22	1600×1950 850×1950	20
STANDARD KING	8	1800×1950	20
ADJOINING ROOM	11	1000×1950 (TWIN) 1400×1950 (DOUBLE)	23 17
UNIVERSAL KING	3	1800×1950	19
LOFT TWIN	11	1400×1950 1600×1950	17



RESTAURANT INFORMATION

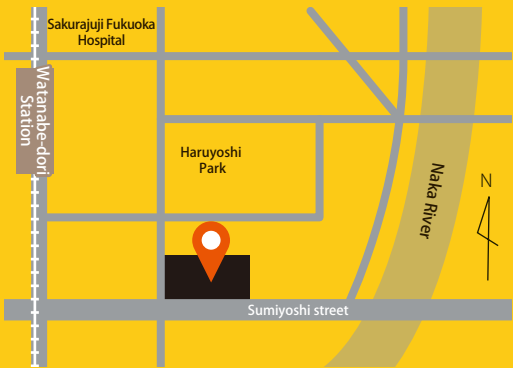
NAME	TYPE	FLOOR	NUMBER OF SEATS	BUSINESS HOURS
RESTAURANT & 360°HUB	CAFÉ & BAR	1F	88 SEATS INSIDE, 18 SEATS ON THE TERRACE *INCLUDING CAFÉ AND BAR SEATS	BREAKFAST: 7:00-10:00 (FINAL ENTRY 9:30) CAFÉ & BAR: 11:00-21:00

*BUSINESS HOURS MIGHT DIFFER. PLEASE CONFIRM THE LATEST INFORMATION ON THE OFFICIAL WEB PAGE.
*SINCE CUSTOMER SAFETY IS A PRIORITY, WE DO NOT PREPARE MENU ITEMS FOR FOOD ALLERGIES OR CREATE A LIST OF ALLERGIES.

*THE ABOVE IMAGE IS FOR ILLUSTRATIVE PURPOSES ONLY

CROSS LIFE HAKATA YANAGIBASHI

ADDRESS : 1-6-5 HARUYOSHI, CHUO-KU, FUKUOKA-SHI, FUKUOKA
URL : [HTTPS://CROSSLIFE-HAKATAYANAGIBASHI.ORIXHOTELSANDRESORTS.COM/](https://crosslife-hakatayanagibashi.orixhotelsandresorts.com/)
TEL : 092-733-3900



HOTEL OVERVIEW

BUILDING : 12 FLOORS (ABOVE GROUND)
ACCESS : (BY CAR) ABOUT 20 MINUTES FROM FUKUOKA AIRPORT
ABOUT SEVEN MINUTES FROM JR HAKATA STATION ON THE NISHITESTSU BUS TO THE YANAGIBASHI STOP AND THEN ABOUT ONE MINUTE ON FOOT
(BY TRAIN) ABOUT FOUR MINUTES ON FOOT FROM THE NAKAKUMA LINE'S WATANABE-DORI STATION (SUBWAY) (PICK-UP FREE) NONE
PARKING LOT : 15 VEHICLES (RESERVATION REQUIRED)
CHECK-IN : 15:00
CHECK-OUT : 11:00


SALES POINTS

LOCATED ABOUT FOUR MINUTES ON FOOT FROM WATANABE-DORI STATION.
FUKUOKA-STYLE DESIGN WITH AN EXTERIOR THAT HAS A HAKATA-ORI MOTIF, CEILING FEATURES BASED ON AN OKAWA KUMIKO MOTIF, FLOOR NUMBERING MADE FROM FUKUOKA'S TRADITIONAL KOISHIWARA CERAMICS, AND A SPACIOUS RECEPTION AREA WITH AN OUTSIDE FEEL.
ENJOY THE MORNING WITH A BUFFET-STYLE BREAKFAST MAINLY SERVING JAPANESE FOOD THAT INCLUDES NUMEROUS FUKUOKA DISHES SUCH AS BURDOCK TEMPURA UDON AND OCHAZUKE WITH DRIED FLYING FISH BROTH.

GUEST ROOM TOTAL NUMBER OF ROOMS 242 ROOMS



ROOM TYPES	NUMBER OF ROOMS	BED SIZE (mm)	ROOM SIZE (㎡)
ECONOMY DOUBLE	3	1400×1950	16
COMFORT DOUBLE	41	1400×1950	17
COMFORT TWIN	79	1000×1950	17
COMFORT TWIN WITH SOFA BED	76	1000×1950 950×1950	18
UNIVERSAL KING	3	1800×1950	18
CONNECTING (FOUR SINGLES)	9	1000×1950 1000×1950	19
CONNECTING (TWO SINGLES, ONE QUEEN)	9	1000×1950 1600×1950	21
BUNK BEDS QUEEN	1	1600×1950	18
BUNK BEDS SINGLE	1	1100×1950	24



RESTAURANT INFORMATION

NAME	TYPE	FLOOR	NUMBER OF SEATS	BUSINESS HOURS
RESTAURANT & 360°HUB	CAFÉ & BAR	CAFÉ & BAR: 1F RESTAURANT: 2F	CAFÉ & BAR: 17 SEATS RESTAURANT: 74 SEATS	BREAKFAST: 7:00-10:00 CAFÉ & BAR: 11:00-21:00

*BUSINESS HOURS MIGHT DIFFER. PLEASE CONFIRM THE LATEST INFORMATION ON THE OFFICIAL WEB PAGE
*SINCE CUSTOMER SAFETY IS A PRIORITY, WE DO NOT PREPARE MENU ITEMS FOR FOOD ALLERGIES OR CREATE A LIST OF ALLERGIES

*THE ABOVE IMAGE IS FOR ILLUSTRATIVE PURPOSES ONLY

TANKAN SERIES

ORIX HOTELS & RESORTS' TANKAN SERIES PROVIDES A HIGHLY
PERSONAL EXPERIENCE OF THE AREA THAT CAN ONLY BE ENJOYED
AT THIS FACILITY

BEPPU
SUGINOI HOTEL

ADDRESS : 1 KANKAIJI, BEPPU-SHI, OITA
URL : [HTTPS://SUGINOI.ORIXHOTELSANDRESORTS.COM/](https://suginoi.orixhotelsandresorts.com/)
TEL : 0977-78-8888 (9:00-19:00)



HOTEL OVERVIEW

BUILDING : SORA KAN: 14 FLOORS (ABOVE GROUND), ONE BASEMENT FLOOR
NIJI KAN: EIGHT FLOORS (ABOVE GROUND)
ACCESS : [BY CAR] ABOUT FIVE MINUTES FROM BEPPU IC
[BY BUS] ABOUT 40 MINUTES FROM OITA AIRPORT ON THE AIRLINER (AIRPORT BUS) TO THE BEPPU KITAHAMA BUS STOP
ABOUT 15 MINUTES BY TAXI FROM THE BEPPU KITAHAMA BUS STOP
[BY TRAIN] ABOUT 10 MINUTES BY TAXI OR SHUTTLE BUS FROM BEPPU STATION
PARKING LOT : [PICK-UP FREE] SHUTTLE BUS
CHECK-IN : ABOUT 900 VEHICLES *LARGE BUS PARKING ALLOWED
CHECK-OUT : 15:00
11:00

SALES POINTS

THE HOTEL'S LARGE GROUNDS ARE EQUIPPED WITH MORE ENTERTAINMENT THAN YOU CAN ENJOY IN A SINGLE DAY, INCLUDING THE SUGINOI BOWL & PARK WITH EIGHT TYPES OF CONTENT, A FOUNTAIN SHOW, PROJECTION MAPPING, AND THRILLING SUMMER-ATTRACTION ACQUA BEAT.
THE TOP FLOOR OF SORA KAN OFFERS THE SORAYU OUTDOOR BATH WITH AN EXCELLENT VIEW FROM A HEIGHT OF ROUGHLY 250M (ABOVE SEA LEVEL) THAT GIVES AN INCREDIBLE FEELING OF OPENNESS.
THE TANAYU LARGE OPEN-AIR HOT-SPRING BATH WITH A PANORAMIC VIEW AND TERRACED FIVE-TIER BATHS OFFERS VIEWS OF BEPPU BAY, THE NIGHTSCAPE OF THE CITY, AND ON CLEAR DAYS, AS FAR AS CAPE SADA IN SHIKOKU.
THE OUTDOOR HOT-SPRING AQUA GARDEN ENJOYED WITH A BATHING SUIT IS POPULAR TOO.

NEARBY ATTRACTIONS

- BEPPU JIGOKU-MEGURI • BEPPU ROPEWAY
- OITA MARINE PALACE AQUARIUM UMITAMAGO

GUEST ROOM NIJI KAN 155 ROOMS, SORA KAN 336 ROOMS



SORA KAN

ROOM TYPES	NUMBER OF ROOMS	BED SIZE (mm)	ROOM SIZE (㎡)
SUITE	4	1220×1968 1020×1880 1610×1970	90.5
JUNIOR SUITE (OCEAN VIEW, MOUNTAIN VIEW)	6	1108×1968 1020×1880	66.0
DELUXE	146	1108×1968 1020×1880	46.8-49.0
DELUXE (MOUNTAIN VIEW)	6	1108×1968	51.3
STANDARD (MOUNTAIN VIEW)*	55	1110×1970	36.3-37.8
CASUAL (OCEAN VIEW)*	54	1108×1968 1020×1880	33.9
CASUAL (MOUNTAIN VIEW)*	65	1110×1970	26.4

*ONLY SHOWER BOOTH

NIJI KAN

ROOM TYPES	NUMBER OF ROOMS	BED SIZE (mm)	ROOM SIZE (㎡)
TWIN ROOM*	91	1600×2000 1400×2000	21.0
DOUBLE ROOM*	22	2000×1960	21.0
LOFT ROOM*	29	950×1960 1037.5×2150	21.0
FAMILY ROOM*	11	950×1960	21.0
UNIVERSAL ROOM	2	1200×2000	33.0

*ONLY SHOWER BOOTH

RESTAURANTS & ENTERTAINMENT FACILITIES



NAME	TYPE	FLOOR	NUMBER OF SEATS	BUSINESS HOURS	OTHER POINTS
TERRACE & DINING SORA	BUFFET RESTAURANT	SORA KAN 1F	352 SEATS (INCLUDING TERRACE SEATS)	7:00-10:00 (FINAL ENTRY 9:30) 17:00-21:30 (FINAL ENTRY 20:00)	*THIS RESTAURANT IS ONLY FOR GUESTS STAYING AT THE SORA KAN. DEPENDING ON THE ACCOMMODATION PLAN, THE RESTAURANT SITE MIGHT DIFFER.
WORLD DINING CEADA PALACE	BUFFET RESTAURANT	SUGINOI PALACE 2F	472 SEATS	7:00-10:00 (FINAL ENTRY 9:30) 17:00-21:30 (FINAL ENTRY 9:30)	*DEPENDING ON THE ACCOMMODATION PLAN, THE RESTAURANT SITE MIGHT DIFFER.
PRONTO	CAFÉ	SUGINOI PALACE 2F	85 SEATS	11:00-23:00 (CAFÉ TIME: 11:00-17:30, BAR TIME: 17:30-23:00)	

BANQUET HALL

NAME	FLOOR	FLOOR AREA	CAPACITY BY FORMAT
LARGE BANQUET HALL (SUGINOI HALL)	SUGINOI HALL 3F	1400㎡	UP TO 500 PEOPLE

HOTEL FACILITY

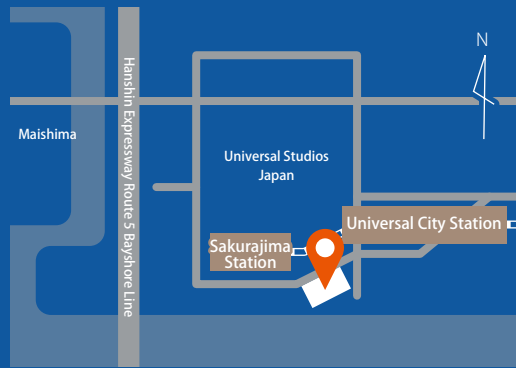
NAME	BUSINESS HOURS	CONTENT
SUGINOI BOWL & PARK	13:00-22:00 (FINAL RECEPTION 21:30)	BOWLING, KARAOKE, DARTS, BILLIARDS, PING PONG, DIGITAL SHOOTING, KIDS AREA, BOCCIA
AQUA GARDEN	11:00-22:00 (FINAL RECEPTION 21:00)	OUTDOOR HOT-SPRING BATH, FOUNTAIN SHOW
AQUA BEAT	ONLY OPEN IN THE SUMMER SEASON *CONFIRM BUSINESS HOURS ON THE WEB PAGE	ALL-WEATHER AMUSEMENT POOL

*BUSINESS HOURS MIGHT DIFFER. PLEASE CONFIRM THE LATEST INFORMATION ON THE OFFICIAL WEB PAGE.
*SINCE CUSTOMER SAFETY IS A PRIORITY, WE DO NOT PREPARE MENU ITEMS FOR FOOD ALLERGIES OR CREATE A LIST OF ALLERGIES.

*THE ABOVE IMAGE IS FOR ILLUSTRATIVE PURPOSES ONLY

HOTEL UNIVERSAL PORT

ADDRESS : 1-1-111 SAKURAJIMA, KONOHA-KU, OSAKA-SHI, OSAKA
URL : [HTTPS://UNIVERSALPORT.ORIXHOTELSANDRESORTS.COM/](https://UNIVERSALPORT.ORIXHOTELSANDRESORTS.COM/)
TEL : 06-6463-5000



HOTEL OVERVIEW


BUILDING : ONE BASEMENT FLOOR, 15 FLOORS ABOVE GROUND, ONE PENTHOUSE FLOOR
(BY CAR) ABOUT FIVE MINUTES FROM THE UNIVERSAL CITY
ACCESS : HIGHWAY EXIT
(BY BUS) ABOUT 40 MINUTES BY LIMOUSINE BUS FROM ITAMI AIRPORT TO THE UNIVERSAL STUDIOS JAPAN STOP AND THEN ABOUT SEVEN MINUTES ON FOOT
ABOUT 70 MINUTES BY LIMOUSINE BUS FROM KANSAI INTERNATIONAL AIRPORT TO THE UNIVERSAL STUDIOS JAPAN STOP AND THEN ABOUT SEVEN MINUTES ON FOOT
(BY TRAIN) ABOUT THREE MINUTES ON FOOT FROM UNIVERSAL CITY STATION
ABOUT 38 MINUTES FROM ITAMI AIRPORT
ABOUT 68 MINUTES FROM KANSAI INTERNATIONAL AIRPORT (PICK-UP FREE) NONE
PARKING LOT : 143 VEHICLES (FIRST-COME, FIRST-SERVED) *LARGE BUS BOARDING/UNBOARDING ALLOWED
CHECK-IN : 15:00
CHECK-OUT : 11:00

SALES POINTS

HOTEL THAT DELIVERS A STAY BASED ON A THEME OF "INSPIRING BIG SMILES!" BEGINS WITH LOBBY DECORATIONS WITH PARK-STYLE ENTERTAINMENT AND SURPRISES AND OFFERS MANY THRILLING CONCEPT ROOMS, INCLUDING ROOMS. WITH A PALACE AT THE BOTTOM OF THE SEA OR CELEBRITY WARDROBE MOTIF AND ROOMS WITH COLORFUL DÉCOR OUTFITTED WITH BUNK BEDS OR LOW BEDS.
ALSO PROVIDES FUN-FILLED DINING WITH A "TREASURE HUNTING" THEMED BUFFET RESTAURANT WITH IMAGES OF SAILING SHIPS AND ISLANDS, A LOUNGE WITH A LARGE DINOSAUR SKELETON HANGING FROM THE CEILING, AND A CAFÉ COVERED IN DINOSAUR ILLUSTRATIONS. ELICITS BIG SMILES FROM EVERYONE!

Universal elements and all related indicia TM & © 2024 Universal Studios. All rights reserved. SH24-0038

GUEST ROOM TOTAL NUMBER OF ROOMS 600 ROOMS



PORT DEEP OCEAN FLOOR

ROOM TYPES	NUMBER OF ROOMS	BED SIZE (mm)	ROOM SIZE (㎡)
OCEAN TWIN	10	1100×1950 1050×1950	34.0
OCEAN KING	4	2000×2050 1020×1880	34.0
OCEAN DELUXE	10	1100×1950 1020×1880	40.0
CORNER PALACE	2	1100×1950 1050×1950 1020×1880	46.0
PREMIUM PALACE	2	1400×2050	63.0

ROOM TYPES	NUMBER OF ROOMS	BED SIZE (mm)	ROOM SIZE (㎡)
STANDARD TWIN	82	1100×1950	28.0
STANDARD KING	30	1800×1950	28.0
AEGEAN STANDARD TWIN	24	1100×1950	28.0
AEGEAN STANDARD KING	18	2000×2050	28.0
SUPERIOR ROOM	112	1100×1950 1050×1950	34.0
SUPERIOR ROOM CORNER ROOM	12	1100×1950 1020×1880	38.0
CARIBBEAN SUPERIOR	42	1100×1950 1020×1880	34.0
AEGEAN SUPERIOR CORNER	6	1100×1950 1020×1880	38.0
BARRIER-FREE CORNER ROOM	4	1100×1950 1020×1880	38.0
DELUXE ROOM	120	1100×1950 1050×1950 1020×1880	40.0
DELUXE CORNER ROOM	14	1100×1950 1020×1880	46.0
AEGEAN DELUXE	30	1100×1950 1020×1880	40.0
CARIBBEAN DELUXE CORNER	6	1100×1950 1050×1950 1020×1880	46.0
PARTY ROOM	10	900×1950 1050×1950	40.0
GIRLY ROOM	10	1020×1960	40.0
FAMILY ROOM	20	1100×1950 1050×1950	40.0
WAKU WAKU WONDER ROOM	10	1100×1950 1800×1950	40.0
OTHER CONCEPT ROOMS	22		

*BED SIZE MAY DIFFER FOR THE SAME TYPE OF ROOM IN SOME CASES

RESTAURANT INFORMATION

NAME	TYPE	FLOOR	NUMBER OF SEATS	BUSINESS HOURS
PORT DINING RICO RICO	BUFFET RESTAURANT	2F	342 SEATS (INCLUDING SEMI-PRIVATE ROOMS)	7:00-10:30 (FINAL ENTRY 10:00) 17:30-21:30 (FINAL ENTRY 21:00)
THE REX ENTERTAINMENT PLACE "LOUNGE R"	CAFÉ & BAR	1F	46 SEATS	8:00-22:00 (FINAL ENTRY 21:30)
THE REX ENTERTAINMENT PLACE "REX CAFÉ"	CAFÉ	1F	20 SEATS	8:00-22:00 (FINAL ENTRY 21:30)

*ROOM DELIVERY AVAILABLE (15:00-22:00) *NO ROOM DELIVERY TO HOTEL UNIVERSAL PORT VITA

PARTY & CONFERENCE HALL

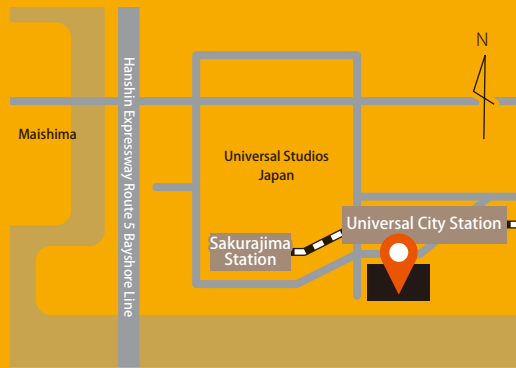
NAME	FLOOR	FLOOR AREA	MAXIMUM CAPACITY
PORT DINING AQUA	2F	346㎡	120 PEOPLE

*BUSINESS HOURS MIGHT DIFFER. PLEASE CONFIRM THE LATEST INFORMATION ON THE OFFICIAL WEB PAGE
*SINCE CUSTOMER SAFETY IS A PRIORITY, WE DO NOT PREPARE MENU ITEMS FOR FOOD ALLERGIES OR CREATE A LIST OF ALLERGIES

*THE ABOVE IMAGE IS FOR ILLUSTRATIVE PURPOSES ONLY

HOTEL UNIVERSAL PORT VITA

ADDRESS : 6-1-16 SHIMAYA, KONOYAMA-KU, OSAKA-SHI, OSAKA
URL : [HTTPS://UNIVERSALPORT.ORIXHOTELSANDRESORTS.COM/](https://universalport.orixhotelsandresorts.com/)
TEL : 06-6460-8000



HOTEL OVERVIEW

BUILDING : TWO BASEMENT FLOORS, 15 FLOORS ABOVE GROUND (HOTEL PORTION IN FLOORS 1-11)
ACCESS : (BY CAR) ABOUT FIVE MINUTES FROM THE UNIVERSAL CITY EXIT ON THE HANSHIN HIGHWAY
(BY BUS) ABOUT 40 MINUTES BY LIMOUSINE BUS FROM ITAMI AIRPORT TO THE UNIVERSAL STUDIOS JAPAN STOP AND THEN ABOUT SEVEN MINUTES ON FOOT
ABOUT 70 MINUTES BY LIMOUSINE BUS FROM KANSAI INTERNATIONAL AIRPORT TO THE UNIVERSAL STUDIOS JAPAN STOP AND THEN ABOUT SEVEN MINUTES ON FOOT
(BY TRAIN) ABOUT TWO MINUTES ON FOOT FROM UNIVERSAL CITY STATION
(PICK-UP FREE) NONE
PARKING LOT : 118 VEHICLES (FIRST-COME, FIRST-SERVED) *LARGE BUS BOARDING/UNBOARDING ALLOWED
CHECK-IN : 15:00
CHECK-OUT : 11:00

SALES POINTS

ADDED AS THE SEVENTH OFFICIAL HOTEL IN SUMMER 2018. FOCUSES ON A CONCEPT OF "A LIVELY PLACE WITH RICH BLESSINGS OF SUN AND NATURE." DESIGNED WITH SUNSHINE, PRISM, STAR, CLOUD, AND RAINBOW MOTIFS. OFFERS 14 GUEST ROOM TYPES THAT ENHANCE TIME SPENT IN THE HOTEL INCLUDING POP, CUTE ROOMS, PARK VIEW ROOMS, MAISONETTE ROOMS, AND ROOMS PERFECTLY SUITED TO A GIRLS TRIP OR BABY TRIP WITH BUNK BEDS AND LOW BEDS. AT THE BUFFET RESTAURANT EQUIPPED WITH A STONE OVEN, ENJOY PIZZA AND MEALS IMBUED WITH THE "BLESSINGS OF THE SUN."

Universal elements and all related indicia TM & © 2024 Universal Studios. All rights reserved. SH24-0038

GUEST ROOM TOTAL NUMBER OF ROOMS 428 ROOMS



ROOM TYPES	NUMBER OF ROOMS	BED SIZE (mm)	ROOM SIZE (㎡)
VITA STANDARD TWIN	104	1100×1960 1020×1880	28.0
VITA STANDARD KING	12	1800×1960	26.0
VITA SUPERIOR TWIN	126	1100×1960 1020×1880 900×1880	32.0
VITA SUPERIOR CORNER	8	1100×1960	35.0
VITA SUPERIOR CONNECT	32	1100×1960 1020×1880 900×1880	32.0
VITA BARRIER-FREE ROOM	2	1100×1960 1020×1880	33.0
VITA DELUXE TWIN	88	1100×1960 1020×1880	35.0-37.0
STARRY ROOM	10	1220×1960 1020×1880 900×1880	35.0
STARRY CORNER ROOM	2	1220×1960	35.0
MOCO MOCO ROOM	16	1220×1960	33.0
MOCO MOCO MAISONETTE ROOM	6	970×1960 1000×1960	UPPER FLOOR: 21.0 LOWER FLOOR: 25.0
KIRA KIRA CORNER ROOM	8	1100×1960 1020×1880	44.0
RAINBOW ROOM	8	1100×1960	56.0
SPARK ROOM	6	1220×1960	70.0

*BED SIZE MAY DIFFER FOR THE SAME TYPE OF ROOM IN SOME CASES.

RESTAURANT INFORMATION



NAME	TYPE	FLOOR	NUMBER OF SEATS	BUSINESS HOURS	OTHER POINTS
VITA DINING SOLIS GRATIA	BUFFET RESTAURANT	3F	367 SEATS (INCLUDING 100 GROUP-AREA SEATS)	7:00-10:00 (FINAL ENTRY 9:30) 11:00-14:30 (FINAL ENTRY 14:00)	*PLEASE INQUIRE IF INTERESTED IN A PARTY.

PARTY & CONFERENCE HALL

NAME	FLOOR	FLOOR AREA	MAXIMUM CAPACITY
VITA DINING SOLIS GRATIA	3F	ABOUT 150㎡	ABOUT 100 PEOPLE

*BUSINESS HOURS MIGHT DIFFER. PLEASE CONFIRM THE LATEST INFORMATION ON THE OFFICIAL WEB PAGE.
*SINCE CUSTOMER SAFETY IS A PRIORITY, WE DO NOT PREPARE MENU ITEMS FOR FOOD ALLERGIES OR CREATE A LIST OF ALLERGIES.

*THE ABOVE IMAGE IS FOR ILLUSTRATIVE PURPOSES ONLY

OTHER SERIES

HOTEL JAL CITY
HANEDA TOKYO

ADDRESS : 4-11 HANEDA ASAHICHO, OTA-KU, TOKYO
URL : [HTTPS://WWW.HANEDA.JALCITY.CO.JP](https://www.haneda.jalcity.co.jp)
TEL : 0460-83-8860



HOTEL OVERVIEW

BUILDING : 11 FLOORS (ABOVE GROUND)
ACCESS : (BY CAR) ABOUT 11 MINUTES FROM HANEDA AIRPORT
(BY TRAIN) ABOUT THREE MINUTES ON FOOT FROM ANAMORI-INARI STATION
(PICK-UP FREE) FREE SHUTTLE BUS (7-20 MINUTES)
PARKING LOT : AVAILABLE (RESERVATION REQUIRED) *NO PARKING FOR LARGE BUSES
CHECK-IN : 15:00
CHECK-OUT : 11:00

SALES POINTS

LOCATED ABOUT THREE MINUTES ON FOOT FROM ANAMORI-INARI STATION ON THE KEIKYU LINE.
OFFERS A FREE SHUTTLE BUS TO HANEDA AIRPORT. SUPPORTS EARLY-MORNING FLIGHTS AND LATE-NIGHT FLIGHTS WITH SERVICE FROM THE HOTEL STARTING AT 4:00 A.M. AND CONTINUING UNTIL ABOUT MIDNIGHT FROM THE AIRPORT TO THE HOTEL.
HAS ROOM THAT ACCOMMODATE A VARIETY OF TRAVEL NEEDS, SUCH AS TWIN ROOMS THAT ARE IDEAL AS A TRAVEL BASE AND ROOMS FOR BUSINESS AND PERSONAL TRAVEL.
PROVIDES BEDS IN ALL GUEST ROOMS.

GUEST ROOM TOTAL NUMBER OF ROOMS 308 ROOMS



ADVANCED FLOOR

ROOM TYPES	NUMBER OF ROOMS	BED SIZE (mm)	ROOM SIZE (㎡)
DELUXE TWIN HOLLYWOOD	4	1000×2000	24.0
SUPERIOR DOUBLE	2	1600×2000	20.0
MODERATE DOUBLE	4	1600×2000	18.0
DOUBLE	2	1600×2000	17.0
COMFORT SINGLE	54	1400×2000	15.5

REGULAR FLOOR

ROOM TYPES	NUMBER OF ROOMS	BED SIZE (mm)	ROOM SIZE (㎡)
DELUXE TWIN	8	1200×2000	24.0
SUPERIOR TWIN	4	1200×2000	20.0
DOUBLE	12	1600×2000	17.0
COMFORT SINGLE	104	1400×2000	15.5
FAIR TRADE ROOM	4	1400×2000	15.5

PRIME FLOOR (RENOVATED IN MARCH 2023)

ROOM TYPES	NUMBER OF ROOMS	BED SIZE (mm)	ROOM SIZE (㎡)
DELUXE TWIN HOLLYWOOD	6	1000×2000	24.0
SUPERIOR TWIN HOLLYWOOD	4	1000×2000	20.0
MODERATE DOUBLE	6	1600×2000	18.0
DOUBLE	3	1600×2000	17.0
COMFORT DOUBLE	28	1600×2000	16.0
COMFORT SINGLE	38	1400×2000	15.5
SINGLE	22	1200×2000	15.5



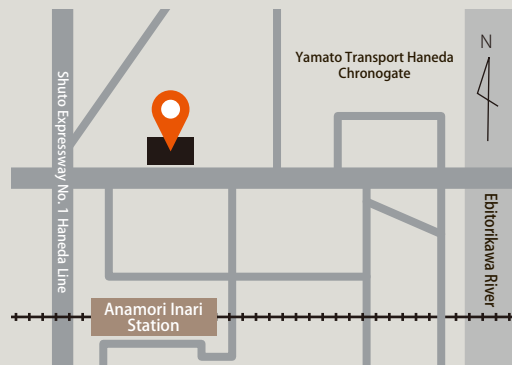
RESTAURANT INFORMATION

NAME	TYPE	FLOOR	NUMBER OF SEATS	BUSINESS HOURS	OTHER POINTS
CAFÉ & DINING HARUHO	ITALIAN	1F	60 SEATS (INCLUDING ONE PRIVATE ROOM)	5:00-10:00 (L.O. 9:30) 11:30-14:00 (L.O. 13:30) 18:00-22:00 (Food L.O. 21:00, Drinks L.O. 21:30)	LUNCH: ONLY GROUP RESERVATIONS ON SATURDAY, SUNDAY, AND HOLIDAYS DINNER: POSSIBILITY OF PRIVATE RESERVATIONS

*BUSINESS HOURS MIGHT DIFFER. PLEASE CONFIRM THE LATEST INFORMATION ON THE OFFICIAL WEB PAGE.
*SINCE CUSTOMER SAFETY IS A PRIORITY, WE DO NOT PREPARE MENU ITEMS FOR FOOD ALLERGIES OR CREATE A LIST OF ALLERGIES.

*THE ABOVE IMAGE IS FOR ILLUSTRATIVE PURPOSES ONLY

ADDRESS : 4-16 HANEDA ASAHI-CHO, OTA-KU, TOKYO
URL : [HTTPS://WWW.HANEDA-HOTEL.COM/](https://www.haneda-hotel.com/)
TEL : 03-5735-2525



BUILDING : EIGHT FLOORS (ABOVE GROUND)
ACCESS : [BY CAR] ABOUT TWO MINUTES FROM THE "HANEDA
ENTRANCE/EXIT" ON THE ROUTE 1 HANEDA LINE OF THE
METROPOLITAN EXPRESSWAY
[BY BUS] ABOUT 7-20 MINUTES ON THE FREE SHUTTLE BUS
(SCHEDULED SERVICE)
[BY TRAIN] ABOUT FOUR MINUTES ON FOOT FROM
ANAMORI-INARI STATION
(PICK-UP FREE) FREE SHUTTLE BUS
PARKING LOT : NONE *LARGE BUS BOARDING/UNBOARDING ALLOWED
CHECK-IN : 15:00
CHECK-OUT : 11:00

LOCATED ABOUT FOUR MINUTES ON FOOT FROM ANAMORI-INARI STATION ON THE KEIKYU LINE.
DESIGNED WITH EMPHASIS ON FUNCTIONALITY AND COMFORT, GUEST ROOMS FEATURE BEDS IN SIZES RANGING FROM A WIDTH OF 1,200MM TO UP TO 1,600MM AND HAVE A "DREAM BOARD" WITH DISPLAYS BREATH-taking IMAGES OF TOKYO AND MT. FUJI THAT CREATE A DREAMlike AMBIANCE.
OFFERS A DRINK BAR IN A LOUNGE JUST FOR HOTEL GUESTS.

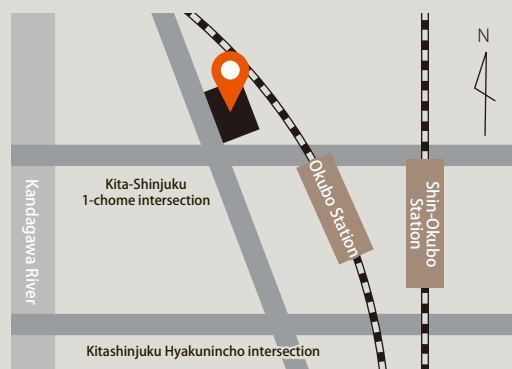
Room Types	Number of Rooms	Bed Size (mm)	Room Size (m ²)
Deluxe Single	10	1200×2000	18.0
Comfort Double	21	1400×2000	16.0
Standard Double	23	1600×2000	18.0
Standard Twin	28	1200×2000	20.0
Deluxe Twin	14	1200×2000	25.0
Quad Style	7	1600×2000	25.0



NAME	TYPE	FLOOR	NUMBER OF SEATS	BUSINESS HOURS
LOUNGE	LOUNGE	1F	30	4:30-10:00 15:00-25:00

*SINCE CUSTOMER SAFETY IS A PRIORITY, WE DO NOT PREPARE MENU ITEMS FOR FOOD ALLERGIES OR CREATE A LIST OF ALLERGIES

ADDRESS : 2-27-7 HYAKUNINCHO, SHINJUKU-KU, TOKYO
URL : [HTTPS://WWW.HUNDREDSTAY.COM/JP/](https://www.hundredstay.com/jp/)
TEL : 03-6890-9100



BUILDING : 22 FLOORS (ABOVE GROUND) AND FOUR BASEMENT FLOORS (HOTEL ROOMS ON FLOORS 13-21)
ACCESS : BY CAR : ABOUT 10 MINUTES FROM SHINJUKU
(BY BUS) : ABOUT 45 MINUTES FROM HANEDA AIRPORT ON A LIMOUSINE BUS TO SHINJUKU EXPRESSWAY BUS TERMINAL
ABOUT 105 MINUTES FROM NARITA INTERNATIONAL AIRPORT ON A LIMOUSINE BUS TO SHINJUKU EXPRESSWAY BUS TERMINAL
ABOUT 10 MINUTES BY TAXI FROM SHINJUKU STATION
(BY TRAIN) : ABOUT 15 MINUTES ON FOOT FROM SHINJUKU STATION ON THE JR/TOKYO METRO LINES
ABOUT THREE MINUTES ON FOOT FROM OKUBO STATION ON THE JR SOBU LINE
ABOUT EIGHT MINUTES ON FOOT FROM SHIN-OKUBO STATION ON THE JR YAMANOTE LINE
(PICK-UP FREE) NONE
PARKING LOT : NONE *LARGE BUS BOARDING/UNBOARDING ALLOWED
CHECK-IN : 15:00
CHECK-OUT : 10:00

LOCATED THREE MINUTES ON FOOT FROM OKUBO STATION.
OFFERS A VARIETY OF ROOM TYPES THAT ACCOMMODATE STAYS FOR 1-6 PEOPLE AND IDEALLY SUITED
TO BUSINESS USE, FAMILY AND GROUP TRIPS, AND GIRLS EVENTS.
SOME ROOMS ARE EQUIPPED WITH A WASHING MACHINE AND DRYER, KITCHEN, AND MICROWAVE
AND CAN BE USED FOR LONG-TERM STAYS.
ENJOY A BEAUTIFUL CITY VIEW FROM THE GUEST ROOMS THAT ARE ALL LOCATED ON 13F AND ABOVE.

Room Types	Number of Rooms	Bed Size (mm)		Room Size (sq ft)
Comfort Queen	20	1600×1980	840×2000	25.3~26.8
Comfort Twin	14	1100×1980	840×2000	25.3~26.8
Superior Queen	20	1600×1980	970×1880	29.1~30.7
Superior Twin	14	1100×1980	970×1880	29.1~30.7
Jr. Suite Prime	8	2000×1980 840×2000	970×1880	51.5
Family Suite	7	1100×1980	970×1880	55.2-56.6
Grand Suite	7	1100×1980		66.5-67.4
Mercury Suite	3	1100×1980		59
Star Dust Bunk Bed Room	1	1100×1980		52.4
Sky Bunk Bed Room	2	1100×1980		58-59
AOI Bunk Bed Room 4	1	1100×1980		45.5
AOI Bunk Bed Room 6	9	1100×1980		54.5-57.5



ADDRESS : 5F-6F, TOKYO SKYTREE TOWN SOLAMACHI, 1-1-2 OSHIAGE, SUMIDA-KU, TOKYO
URL : [HTTPS://WWW.SUMIDA-AQUARIUM.COM/](https://www.sumida-aquarium.com/)
TEL : 03-5619-1821



ACCESS : (BY TRAIN) AT TOKYO SKYTREE STATION ON THE TOBU SKYTREE LINE
FIVE MINUTES ON FOOT VIA A DIRECT CONNECTION FROM OSHIAGE (SKYTREE-MAE) STATION ON THE TOBU SKYTREE LINE, TOKYO METRO HANZOMON LINE, KEISEI OSHIAGE LINE, AND THE TOEI ASAKUSA LINE
(BY BUS) ABOUT 50-70 MINUTES ON THE SKYTREE SHUTTLE FROM HANEDA AIRPORT

PARKING : TOKYO SKYTREE TOWN PARKING (NO DISCOUNTS)

BUSINESS HOURS : BUSINESS HOURS DIFFER DEPENDING ON THE PERIOD.
PLEASE CHECK THE OFFICIAL WEB SITE.

SUMIDA AQUARIUM IS LOCATED AT TOKYO SKYTREE TOWN.
SIT IN CHAIRS IN FRONT OF THE TANKS AND BECOME COMPLETELY
ABSORBED WITH THE WATER FLUCTUATIONS, ENJOY CONVERSATIONS IN
THE CAFÉ WHILE WATCHING THE MARINE LIFE.
THIS AQUARIUM HAS THE FEEL OF A PARK WHERE PEOPLE CAN FREELY SPEND
TIME IN VARIOUS WAYS.



ADDRESS : 35-1, KANKIJICHO, SHIMOOGYO-KU, KYOTO-SHI, KYOTO (INSIDE UMEKOJI PARK)
URL : [HTTPS://WWW.KYOTO-AQUARIUM.COM/](https://www.kyoto-aquarium.com/)
TEL : 075-354-3130



ACCESS : [BY TRAIN] ABOUT 15 MINUTES ON FOOT TO THE WEST FROM THE CENTRAL EXIT OF KYOTO STATION
ABOUT SEVEN MINUTES ON FOOT FROM THE JR SANIN MAIN LINE'S UMEKOJI-KYOTONISHI STATION
ABOUT 75 MINUTES FROM KANSAI INTERNATIONAL AIRPORT ON THE JR AIRPORT EXPRESS "HARUKA"
[BY BUS] ABOUT FIVE MINUTES ON FOOT FROM THE NANAJO OMIYA / KYOTO SUIZOKUKAN-MAE BUS STOP OF THE KYOTO CITY BUS

PARKING : NONE

BUSINESS HOURS : BUSINESS HOURS DIFFER DEPENDING ON THE PERIOD.
PLEASE CHECK THE OFFICIAL WEB SITE.

KYOTO AQUARIUM IS LOCATED IN UMEKOJI PARK THAT FEATURES AN EXTENSIVE AREA OF TREES AND GRASS. THIS AQUARIUM IS A PLACE TO DEEPLY FEEL THE CONNECTION WITH MARINE LIFE AND NATURE. COEXISTENCE WITH THE NATURAL BLESSINGS OF KYOTO'S WATER, INCLUDING AN EXHIBIT OF THE JAPANESE GIANT SALAMANDER THAT HAS LIVED SINCE ANCIENT TIMES AND A REPRODUCTION OF SATOYAMA, IS AN IMPORTANT THEME TOO. IT IS A PLACE THAT YOU WILL FEEL DRAWN TO AS AN OASIS IN YOUR LIFE.



*THE ABOVE IMAGE IS FOR ILLUSTRATIVE PURPOSES ONLY